

Honorable Bill Cervenik, Mayor
Ex-Officio Director of Public Safety
City of Euclid, Ohio

President and Members of Council
City of Euclid, Ohio

It is my pleasure to forward herewith
the monthly report of the Police Department for
April 2015

Respectfully submitted,

A handwritten signature in cursive script that reads "Thomas M. Brickman".

Thomas Brickman
Chief of Police

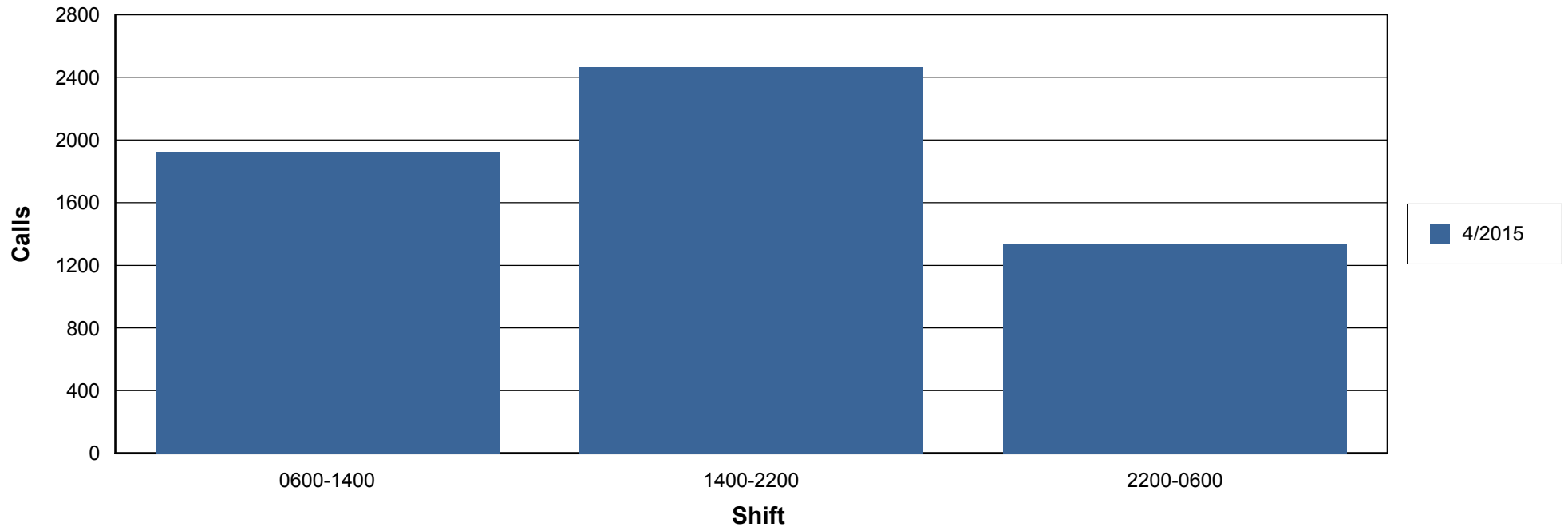
CHAGRIN VALLEY DISPATCH

Euclid Police Department CALLS RECEIVED SUMMARY *by Shift / Month / Year*

Query Dates: 4/1/2015 and 4/30/2015

Calls Received by Month and Shift

For 2015

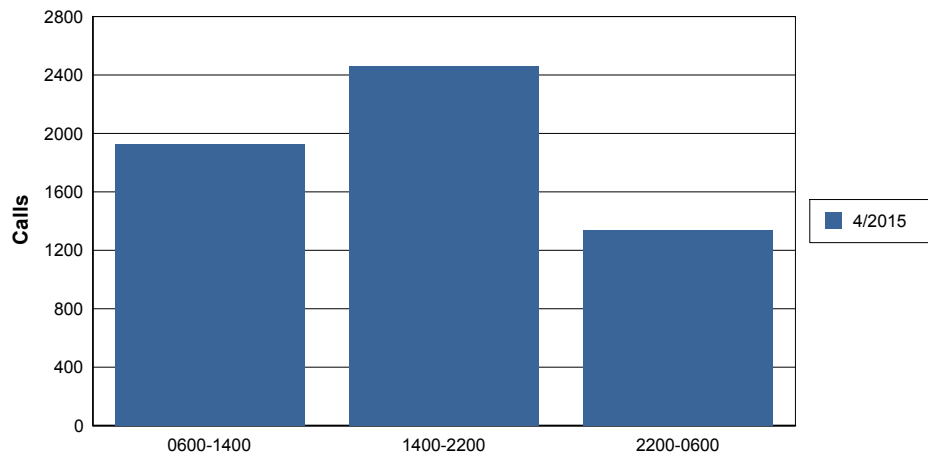


Calls Received by Month and Shift

	Total		0600-1400		1400-2200		2200-0600	
Total	5,726	100%	1,923	34%	2,463	43%	1,340	23%
4/2015	5,726	100%	1,923	34%	2,463	43%	1,340	23%

Calls Received by Day of the Week and Shift

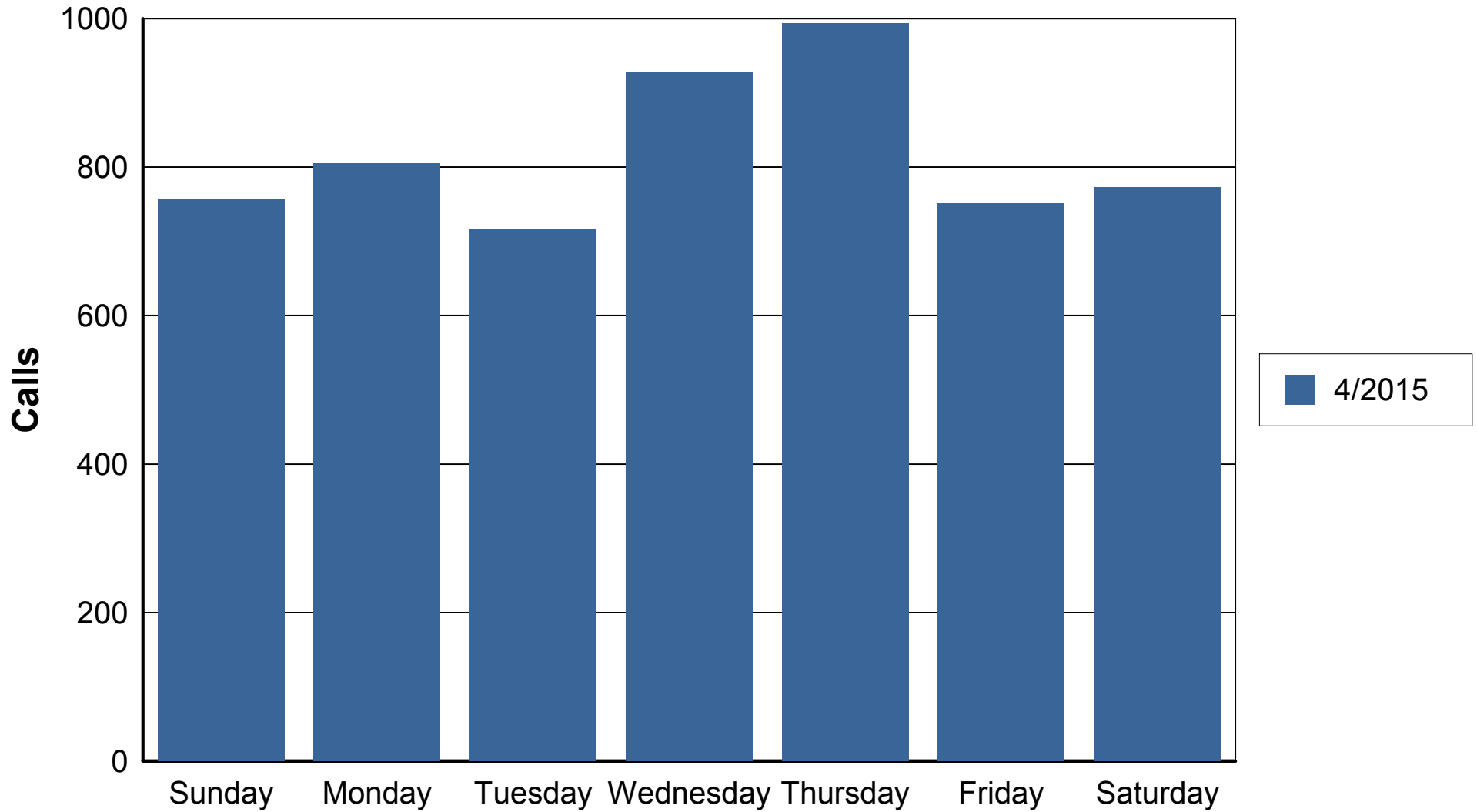
For 2015



Calls Received by Day of the Week and Shift

	Total		0600-1400		1400-2200		2200-0600	
4/2015	5,726	100%	1,923	100%	2,463	100%	1,340	100%

Calls Received by Day of Week and Month

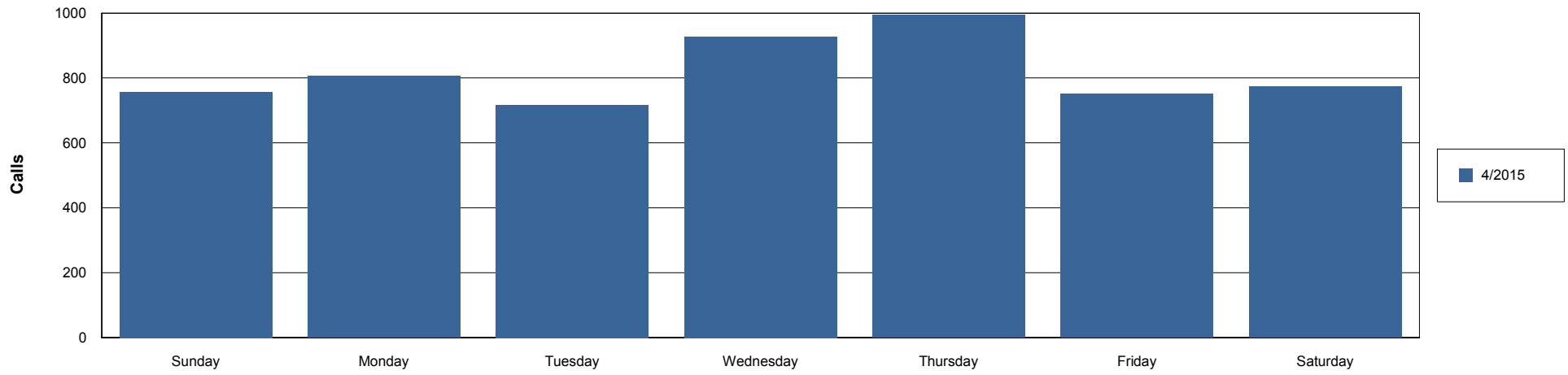


Calls Received by Month, Shift, and Day of Week

		Total	Sunday	Monday	Tuesday	Wednesday	Thursday	Friday	Saturday
Total		5,725 100%	757 13%	805 14%	717 13%	928 16%	994 17%	751 13%	773 14%
4/2015	Total	5,725 100%	757 13%	805 14%	717 13%	928 16%	994 17%	751 13%	773 14%
	0600-1400	1,922 100%	216 11%	274 14%	269 14%	333 17%	347 18%	244 13%	239 12%
	1400-2200	2,463 100%	298 12%	362 15%	303 12%	407 17%	434 18%	331 13%	328 13%
	2200-0600	1,340 100%	243 18%	169 13%	145 11%	188 14%	213 16%	176 13%	206 15%

Calls Received by Day of Week

For 2015



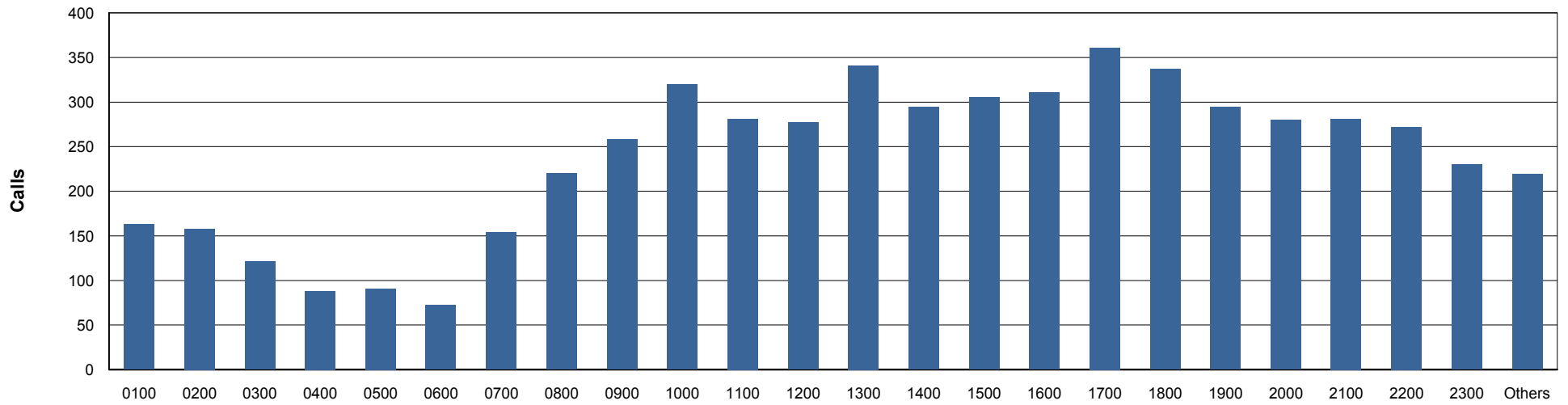
Calls Received by Year, Hour, and Day of Week

		Total	Sunday	Monday	Tuesday	Wednesday	Thursday	Friday	Saturday
4/2015	Total	5,726 100%	757 13%	805 14%	717 13%	928 16%	995 17%	751 13%	773 13%
	0000	218 100%	42 19%	29 13%	27 12%	35 16%	38 17%	13 6%	34 16%
	0100	163 100%	32 20%	19 12%	20 12%	17 10%	27 17%	27 17%	21 13%
	0200	158 100%	42 27%	13 8%	15 9%	17 11%	22 14%	22 14%	27 17%
	0300	121 100%	23 19%	13 11%	10 8%	16 13%	22 18%	20 17%	17 14%
	0400	88 100%	10 11%	16 18%	4 5%	19 22%	12 14%	15 17%	12 14%
	0500	91 100%	14 15%	13 14%	10 11%	20 22%	14 15%	10 11%	10 11%
	0600	72 100%	8 11%	7 10%	15 21%	7 10%	21 29%	7 10%	7 10%
	0700	154 100%	16 10%	28 18%	21 14%	18 12%	27 18%	26 17%	18 12%
	0800	219 100%	22 10%	35 16%	34 16%	34 16%	42 19%	24 11%	28 13%
	0900	258 100%	28 11%	38 15%	37 14%	46 18%	49 19%	29 11%	31 12%
	1000	320 100%	40 13%	50 16%	43 13%	59 18%	52 16%	38 12%	38 12%
	1100	281 100%	34 12%	33 12%	39 14%	51 18%	43 15%	41 15%	40 14%
	1200	277 100%	31 11%	33 12%	36 13%	55 20%	54 19%	42 15%	26 9%
	1300	341 100%	37 11%	50 15%	44 13%	63 18%	59 17%	37 11%	51 15%
	1400	294 100%	35 12%	54 18%	34 12%	43 15%	51 17%	39 13%	38 13%
	1500	305 100%	31 10%	53 17%	44 14%	56 18%	51 17%	30 10%	40 13%
	1600	311 100%	38 12%	46 15%	33 11%	47 15%	66 21%	42 14%	39 13%
	1700	361 100%	32 9%	48 13%	53 15%	68 19%	65 18%	55 15%	40 11%
	1800	337 100%	50 15%	46 14%	35 10%	58 17%	59 18%	43 13%	46 14%
1900	294 100%	45 15%	40 14%	36 12%	46 16%	42 14%	38 13%	47 16%	
2000	280 100%	38 14%	36 13%	33 12%	43 15%	55 20%	38 14%	37 13%	
2100	281 100%	29 10%	39 14%	35 12%	46 16%	45 16%	46 16%	41 15%	

		Total	Sunday	Monday	Tuesday	Wednesday	Thursday	Friday	Saturday
4/2015	2200	272 100%	43 16%	32 12%	32 12%	38 14%	39 14%	43 16%	45 17%
	2300	230 100%	37 16%	34 15%	27 12%	26 11%	40 17%	26 11%	40 17%

Calls Received by Hour

For 2015



Calls Received by Month, Hour, and Day of Week

		Total	Sunday	Monday	Tuesday	Wednesday	Thursday	Friday	Saturday
Total		5,726 100%	757 13%	805 14%	717 13%	928 16%	995 17%	751 13%	773 13%
4/2015	Total	5,726 100%	757 13%	805 14%	717 13%	928 16%	995 17%	751 13%	773 13%
	0000	218 100%	42 19%	29 13%	27 12%	35 16%	38 17%	13 6%	34 16%
	0100	163 100%	32 20%	19 12%	20 12%	17 10%	27 17%	27 17%	21 13%
	0200	158 100%	42 27%	13 8%	15 9%	17 11%	22 14%	22 14%	27 17%
	0300	121 100%	23 19%	13 11%	10 8%	16 13%	22 18%	20 17%	17 14%
	0400	88 100%	10 11%	16 18%	4 5%	19 22%	12 14%	15 17%	12 14%
	0500	91 100%	14 15%	13 14%	10 11%	20 22%	14 15%	10 11%	10 11%
	0600	72 100%	8 11%	7 10%	15 21%	7 10%	21 29%	7 10%	7 10%
	0700	154 100%	16 10%	28 18%	21 14%	18 12%	27 18%	26 17%	18 12%
	0800	219 100%	22 10%	35 16%	34 16%	34 16%	42 19%	24 11%	28 13%
	0900	258 100%	28 11%	38 15%	37 14%	46 18%	49 19%	29 11%	31 12%
	1000	320 100%	40 13%	50 16%	43 13%	59 18%	52 16%	38 12%	38 12%
	1100	281 100%	34 12%	33 12%	39 14%	51 18%	43 15%	41 15%	40 14%
	1200	277 100%	31 11%	33 12%	36 13%	55 20%	54 19%	42 15%	26 9%
	1300	341 100%	37 11%	50 15%	44 13%	63 18%	59 17%	37 11%	51 15%
	1400	294 100%	35 12%	54 18%	34 12%	43 15%	51 17%	39 13%	38 13%
	1500	305 100%	31 10%	53 17%	44 14%	56 18%	51 17%	30 10%	40 13%
	1600	311 100%	38 12%	46 15%	33 11%	47 15%	66 21%	42 14%	39 13%
	1700	361 100%	32 9%	48 13%	53 15%	68 19%	65 18%	55 15%	40 11%
1800	337 100%	50 15%	46 14%	35 10%	58 17%	59 18%	43 13%	46 14%	
1900	294 100%	45 15%	40 14%	36 12%	46 16%	42 14%	38 13%	47 16%	

		Total	Sunday	Monday	Tuesday	Wednesday	Thursday	Friday	Saturday
4/2015	2000	280 100%	38 14%	36 13%	33 12%	43 15%	55 20%	38 14%	37 13%
	2100	281 100%	29 10%	39 14%	35 12%	46 16%	45 16%	46 16%	41 15%
	2200	272 100%	43 16%	32 12%	32 12%	38 14%	39 14%	43 16%	45 17%
	2300	230 100%	37 16%	34 15%	27 12%	26 11%	40 17%	26 11%	40 17%

Calls Received by Call Type by Day of Week

*NOTE: These represent the calls as initially entered with the information first received by the person calling.

	Total		Sun		Mon		Tue		Wed		Thu		Fri		Sat	
Total	5,727	100%	757	100%	805	100%	718	100%	928	100%	995	100%	751	100%	773	100%
	2	0%	0	0%	1	0%	1	0%	0	0%	0	0%	0	0%	0	0%
911	80	1%	17	2%	13	2%	8	1%	10	1%	14	1%	10	1%	8	1%
911 HANG UP	9	0%	0	0%	0	0%	3	0%	0	0%	1	0%	4	1%	1	0%
ABANDONED VEHICLE	8	0%	0	0%	0	0%	3	0%	2	0%	2	0%	1	0%	0	0%
ALARM DROP	252	4%	36	5%	33	4%	30	4%	37	4%	46	5%	48	6%	22	3%
ALARM TEST	18	0%	0	0%	4	0%	5	1%	3	0%	4	0%	2	0%	0	0%
ANIMAL- MISC.	94	2%	15	2%	23	3%	10	1%	7	1%	12	1%	8	1%	19	2%
ANIMAL WARDEN DISPATC	1	0%	0	0%	0	0%	0	0%	0	0%	1	0%	0	0%	0	0%
ARSON	1	0%	0	0%	0	0%	0	0%	0	0%	1	0%	0	0%	0	0%
ASSAULT	42	1%	3	0%	7	1%	7	1%	7	1%	8	1%	6	1%	4	1%
ASSIST-GENERAL	80	1%	13	2%	11	1%	11	2%	10	1%	14	1%	12	2%	9	1%
ASSIST-OTHER DEPT	20	0%	3	0%	0	0%	1	0%	2	0%	5	1%	4	1%	5	1%
ATTEMPT TO LOCATE	9	0%	1	0%	0	0%	2	0%	2	0%	1	0%	1	0%	2	0%
AUTO REPO	5	0%	0	0%	0	0%	0	0%	0	0%	2	0%	3	0%	0	0%
BREAKING AND ENTERING	11	0%	2	0%	3	0%	0	0%	1	0%	3	0%	2	0%	0	0%
BROADCAST	4	0%	1	0%	0	0%	0	0%	0	0%	1	0%	1	0%	1	0%
BURGLARY	27	0%	3	0%	4	0%	5	1%	4	0%	4	0%	3	0%	4	1%
BUSINESS CHECK	1	0%	0	0%	0	0%	0	0%	0	0%	1	0%	0	0%	0	0%
CALL BOX CALL	7	0%	0	0%	5	1%	0	0%	0	0%	0	0%	1	0%	1	0%
CHILD ABUSE-REPORTED	2	0%	0	0%	0	0%	0	0%	2	0%	0	0%	0	0%	0	0%

	Total		Sun		Mon		Tue		Wed		Thu		Fri		Sat	
CIVIL MATTER	14	0%	1	0%	2	0%	1	0%	4	0%	1	0%	4	1%	1	0%
COMPLAINTS-GENERAL	94	2%	13	2%	10	1%	10	1%	13	1%	16	2%	22	3%	10	1%
COMPLAINTS-JUVENILE	21	0%	1	0%	2	0%	2	0%	5	1%	5	1%	5	1%	1	0%
COUNTERFEITING	3	0%	1	0%	1	0%	0	0%	0	0%	1	0%	0	0%	0	0%
COURT	16	0%	0	0%	1	0%	2	0%	3	0%	8	1%	2	0%	0	0%
CRIMINAL MISCHIEF	2	0%	0	0%	0	0%	1	0%	0	0%	1	0%	0	0%	0	0%
CUSTODY DISPUTE	11	0%	1	0%	2	0%	1	0%	2	0%	2	0%	2	0%	1	0%
DAMAGE TO PROPERTY	13	0%	1	0%	5	1%	1	0%	1	0%	1	0%	2	0%	2	0%
DAMAGE TO VEHICLE	13	0%	1	0%	0	0%	2	0%	2	0%	4	0%	2	0%	2	0%
DEBRIS ON STREET	12	0%	1	0%	3	0%	0	0%	2	0%	3	0%	1	0%	2	0%
DEER KILL	1	0%	0	0%	0	0%	0	0%	0	0%	1	0%	0	0%	0	0%
DEPARTMENTAL INFORMA	35	1%	2	0%	11	1%	9	1%	4	0%	6	1%	2	0%	1	0%
DETAIL	210	4%	22	3%	22	3%	30	4%	37	4%	51	5%	21	3%	27	3%
DISABLED MOTOR VEHICLE	58	1%	10	1%	11	1%	7	1%	7	1%	11	1%	9	1%	3	0%
DISORDERLY	12	0%	1	0%	3	0%	1	0%	0	0%	2	0%	4	1%	1	0%
DISTURBANCE	168	3%	29	4%	21	3%	20	3%	20	2%	33	3%	19	3%	26	3%
DOA AND BODY FOUND	1	0%	0	0%	0	0%	0	0%	1	0%	0	0%	0	0%	0	0%
DOMESTIC	60	1%	13	2%	9	1%	6	1%	8	1%	4	0%	8	1%	12	2%
DRUG ARREST	12	0%	1	0%	0	0%	0	0%	1	0%	0	0%	3	0%	7	1%
DRUG INVESTIGATION	13	0%	1	0%	2	0%	3	0%	4	0%	1	0%	2	0%	0	0%
ERRATIC DRIVER	26	0%	5	1%	2	0%	0	0%	6	1%	2	0%	5	1%	6	1%
ESCORT	7	0%	1	0%	0	0%	1	0%	1	0%	2	0%	0	0%	2	0%
FAMILY DISTURBANCE	1	0%	0	0%	0	0%	0	0%	0	0%	0	0%	1	0%	0	0%
FAMILY TROUBLE	24	0%	8	1%	1	0%	4	1%	0	0%	3	0%	3	0%	5	1%

	Total		Sun		Mon		Tue		Wed		Thu		Fri		Sat	
FIGHT- DISTURBANCE	38	1%	3	0%	4	0%	5	1%	9	1%	8	1%	6	1%	3	0%
FIRE CALL-CARBON MON-I	2	0%	1	0%	0	0%	0	0%	0	0%	0	0%	0	0%	1	0%
FIRE CALL-CARBON MONO	9	0%	2	0%	1	0%	2	0%	0	0%	0	0%	3	0%	1	0%
FIRE CALL-COOKING	2	0%	0	0%	0	0%	0	0%	0	0%	1	0%	0	0%	1	0%
FIRE CALL-ELEVATOR RES	3	0%	2	0%	1	0%	0	0%	0	0%	0	0%	0	0%	0	0%
FIRE CALL-FIRE ALARM	42	1%	7	1%	11	1%	4	1%	8	1%	6	1%	2	0%	4	1%
FIRE CALL-GENERAL	18	0%	6	1%	4	0%	2	0%	0	0%	3	0%	1	0%	2	0%
FIRE CALL-GRASS	2	0%	0	0%	0	0%	0	0%	1	0%	0	0%	0	0%	1	0%
FIRE CALL-ODOR INV/INSID	9	0%	0	0%	0	0%	2	0%	2	0%	2	0%	2	0%	1	0%
FIRE CALL-ODOR INV/OUTS	4	0%	2	0%	1	0%	0	0%	0	0%	0	0%	0	0%	1	0%
FIRE CALL-STRUCTURE FIR	6	0%	1	0%	0	0%	2	0%	2	0%	1	0%	0	0%	0	0%
FIRE CALL-UTILITIES	11	0%	2	0%	2	0%	4	1%	1	0%	2	0%	0	0%	0	0%
FIRE CALL-VEH FIRE/OUTS	3	0%	0	0%	1	0%	0	0%	0	0%	0	0%	2	0%	0	0%
FOLLOW UP INVESTIGATIO	48	1%	6	1%	11	1%	3	0%	6	1%	5	1%	10	1%	7	1%
FRAUD	16	0%	1	0%	0	0%	2	0%	1	0%	4	0%	6	1%	2	0%
FUEL	1	0%	0	0%	0	0%	0	0%	1	0%	0	0%	0	0%	0	0%
GUARDIAN CALL - WELFAR	1	0%	0	0%	0	0%	0	0%	0	0%	0	0%	1	0%	0	0%
HARASSING-COMMUNICAT	15	0%	0	0%	0	0%	2	0%	2	0%	6	1%	2	0%	3	0%
HIT CONFIRMATION	147	3%	13	2%	23	3%	20	3%	28	3%	29	3%	27	4%	7	1%
HITCH-HIKING	1	0%	0	0%	0	0%	0	0%	0	0%	0	0%	0	0%	1	0%
HOUSE WATCH	10	0%	0	0%	0	0%	2	0%	3	0%	4	0%	0	0%	1	0%
IDENTITY THEFT	19	0%	0	0%	5	1%	6	1%	4	0%	3	0%	1	0%	0	0%
INJURY TO OFFICER	1	0%	0	0%	0	0%	1	0%	0	0%	0	0%	0	0%	0	0%
JUVENILE DIVERSION	8	0%	1	0%	0	0%	1	0%	3	0%	3	0%	0	0%	0	0%

	Total		Sun		Mon		Tue		Wed		Thu		Fri		Sat	
JUVENILE-RUNAWAY	6	0%	0	0%	0	0%	0	0%	0	0%	3	0%	3	0%	0	0%
LAST OUT	21	0%	3	0%	5	1%	4	1%	7	1%	1	0%	0	0%	1	0%
LEADS - ENTRY	622	11%	86	11%	76	9%	74	10%	130	14%	108	11%	62	8%	86	11%
LEADS - REMOVAL	212	4%	9	1%	43	5%	36	5%	38	4%	43	4%	23	3%	20	3%
LOCK-OUT HOUSE	6	0%	2	0%	1	0%	1	0%	1	0%	0	0%	1	0%	0	0%
LOCK-OUT VEHICLE	122	2%	12	2%	16	2%	21	3%	14	2%	21	2%	13	2%	25	3%
LUNCH/OFFICER	1	0%	0	0%	0	0%	1	0%	0	0%	0	0%	0	0%	0	0%
MISSING JUVENILE	39	1%	6	1%	7	1%	2	0%	7	1%	5	1%	6	1%	6	1%
MISSING PERSON	10	0%	2	0%	2	0%	1	0%	0	0%	3	0%	0	0%	2	0%
MUTUAL AID, GIVEN	5	0%	2	0%	0	0%	1	0%	1	0%	0	0%	1	0%	0	0%
MUTUAL AID, REQUESTED	1	0%	0	0%	0	0%	0	0%	0	0%	1	0%	0	0%	0	0%
MVA	81	1%	10	1%	16	2%	7	1%	16	2%	16	2%	6	1%	10	1%
MVA - HIT SKIP	13	0%	2	0%	0	0%	1	0%	4	0%	3	0%	2	0%	1	0%
MVA - INJURY	3	0%	0	0%	0	0%	1	0%	0	0%	0	0%	1	0%	1	0%
MVA-PRIVATE PROPERTY	12	0%	1	0%	3	0%	0	0%	3	0%	1	0%	2	0%	2	0%
NEIGHBOR TROUBLE	18	0%	3	0%	1	0%	2	0%	4	0%	2	0%	2	0%	4	1%
NOISE COMPLAINT	108	2%	17	2%	13	2%	15	2%	7	1%	16	2%	15	2%	25	3%
NOTIFICATION	46	1%	4	1%	4	0%	5	1%	15	2%	4	0%	8	1%	6	1%
OFF DUTY DETAIL	65	1%	0	0%	13	2%	10	1%	12	1%	10	1%	8	1%	12	2%
ON THE AIR	4	0%	0	0%	0	0%	0	0%	2	0%	1	0%	1	0%	0	0%
OPEN BURNING	1	0%	1	0%	0	0%	0	0%	0	0%	0	0%	0	0%	0	0%
OPEN DOOR	12	0%	2	0%	3	0%	1	0%	1	0%	2	0%	2	0%	1	0%
OVERDOSE	3	0%	0	0%	0	0%	1	0%	1	0%	1	0%	0	0%	0	0%
PARKING COMPLAINT	75	1%	11	1%	14	2%	7	1%	10	1%	20	2%	4	1%	9	1%

	Total		Sun		Mon		Tue		Wed		Thu		Fri		Sat	
PARKING PERMISSION	196	3%	45	6%	24	3%	14	2%	27	3%	30	3%	22	3%	34	4%
PARKING VIOLATION	10	0%	2	0%	1	0%	1	0%	1	0%	2	0%	2	0%	1	0%
PHONE MESSAGE	76	1%	4	1%	6	1%	14	2%	13	1%	19	2%	9	1%	11	1%
PORTABLE	1	0%	0	0%	0	0%	1	0%	0	0%	0	0%	0	0%	0	0%
PREMISE CHECK	3	0%	0	0%	0	0%	1	0%	1	0%	0	0%	1	0%	0	0%
PRISONER PICK UP	1	0%	0	0%	0	0%	0	0%	0	0%	1	0%	0	0%	0	0%
PRISONER TRANSPORT	2	0%	0	0%	0	0%	1	0%	0	0%	1	0%	0	0%	0	0%
PROPERTY - FOUND	19	0%	3	0%	3	0%	2	0%	4	0%	4	0%	2	0%	1	0%
PROPERTY - LOST	7	0%	0	0%	1	0%	0	0%	2	0%	1	0%	1	0%	2	0%
PROPERTY DAMAGE	13	0%	0	0%	2	0%	0	0%	3	0%	3	0%	4	1%	1	0%
PROTECTION ORDER VIOLA	2	0%	0	0%	1	0%	1	0%	0	0%	0	0%	0	0%	0	0%
PURSUIT	2	0%	0	0%	0	0%	0	0%	1	0%	0	0%	0	0%	1	0%
RECEIVE STOLEN PROPER	1	0%	0	0%	0	0%	1	0%	0	0%	0	0%	0	0%	0	0%
RECORD CHECKS	33	1%	0	0%	11	1%	6	1%	8	1%	4	0%	0	0%	4	1%
RECOVERED PROPERTY	1	0%	0	0%	0	0%	0	0%	0	0%	1	0%	0	0%	0	0%
REGISTRATION CHECK	12	0%	0	0%	2	0%	1	0%	7	1%	2	0%	0	0%	0	0%
REPOSSESSION	48	1%	6	1%	4	0%	6	1%	13	1%	8	1%	3	0%	8	1%
ROAD CLOSED	3	0%	0	0%	0	0%	0	0%	1	0%	1	0%	1	0%	0	0%
ROAD HAZARD	12	0%	1	0%	1	0%	1	0%	5	1%	1	0%	2	0%	1	0%
ROBBERY	9	0%	1	0%	2	0%	1	0%	2	0%	1	0%	2	0%	0	0%
ROLL CALL	1	0%	0	0%	0	0%	0	0%	1	0%	0	0%	0	0%	0	0%
SEARCH WARRANT	3	0%	0	0%	1	0%	1	0%	0	0%	1	0%	0	0%	0	0%
SEX OFFENSE	1	0%	1	0%	0	0%	0	0%	0	0%	0	0%	0	0%	0	0%
SHIFT CALL IN	56	1%	7	1%	10	1%	10	1%	7	1%	10	1%	7	1%	5	1%

	Total		Sun		Mon		Tue		Wed		Thu		Fri		Sat	
SHOPLIFTING	12	0%	0	0%	4	0%	1	0%	3	0%	2	0%	1	0%	1	0%
SHOTS FIRED	13	0%	1	0%	1	0%	1	0%	1	0%	1	0%	2	0%	6	1%
SOLICITING	2	0%	1	0%	0	0%	0	0%	0	0%	0	0%	1	0%	0	0%
SPECIAL ATTENTION	43	1%	9	1%	4	0%	5	1%	6	1%	12	1%	3	0%	4	1%
SPECIAL ATTENTION CHEC	3	0%	0	0%	0	0%	0	0%	1	0%	1	0%	1	0%	0	0%
SQUAD CALL-1-GENERAL-B	304	5%	33	4%	47	6%	29	4%	55	6%	55	6%	41	5%	44	6%
SQUAD CALL-2-GENERAL-A	254	4%	39	5%	32	4%	27	4%	35	4%	39	4%	40	5%	42	5%
SQUAD CALL-3-LIFT ASSIST	21	0%	2	0%	2	0%	3	0%	3	0%	6	1%	2	0%	3	0%
SQUAD CALL-4-MUTUAL AI	1	0%	1	0%	0	0%	0	0%	0	0%	0	0%	0	0%	0	0%
SQUAD CALL-5-MVA	6	0%	1	0%	3	0%	0	0%	0	0%	0	0%	1	0%	1	0%
SQUAD CALL-6-FULL ARRE	2	0%	0	0%	0	0%	1	0%	0	0%	0	0%	0	0%	1	0%
STATION HOUSE REPORT	5	0%	0	0%	2	0%	0	0%	1	0%	0	0%	2	0%	0	0%
STOLEN VEHICLE	20	0%	5	1%	4	0%	1	0%	5	1%	3	0%	1	0%	1	0%
SUICIDE/SUICIDAL	10	0%	1	0%	3	0%	1	0%	1	0%	1	0%	1	0%	2	0%
SUSPICION	222	4%	28	4%	28	3%	30	4%	43	5%	35	4%	29	4%	29	4%
THEFT-FREE TEXT	106	2%	8	1%	18	2%	13	2%	22	2%	22	2%	9	1%	14	2%
THREATS	44	1%	5	1%	9	1%	7	1%	9	1%	5	1%	4	1%	5	1%
TOW - RELEASE	4	0%	0	0%	0	0%	0	0%	1	0%	1	0%	2	0%	0	0%
TOW-AUTO TOW	7	0%	0	0%	0	0%	0	0%	2	0%	3	0%	2	0%	0	0%
TRAFFIC COMPLAINT	38	1%	4	1%	8	1%	6	1%	3	0%	8	1%	3	0%	6	1%
TRAFFIC CONTROL DEVICE	1	0%	0	0%	0	0%	1	0%	0	0%	0	0%	0	0%	0	0%
TRAFFIC DETAIL	4	0%	0	0%	1	0%	1	0%	0	0%	2	0%	0	0%	0	0%
TRAFFIC STOP	386	7%	74	10%	32	4%	46	6%	50	5%	45	5%	72	10%	67	9%
TRAINING	7	0%	0	0%	2	0%	2	0%	3	0%	0	0%	0	0%	0	0%

	Total	Sun	Mon	Tue	Wed	Thu	Fri	Sat
TRASH COMPLAINT	2 0%	1 0%	0 0%	0 0%	0 0%	0 0%	0 0%	1 0%
TREE DOWN	1 0%	0 0%	0 0%	0 0%	0 0%	1 0%	0 0%	0 0%
TRESPASSING	35 1%	6 1%	4 0%	4 1%	6 1%	3 0%	5 1%	7 1%
UNAUTHORIZED USE	7 0%	0 0%	2 0%	0 0%	2 0%	1 0%	2 0%	0 0%
UNRULY JUVENILE	25 0%	1 0%	9 1%	5 1%	3 0%	1 0%	1 0%	5 1%
UNWANTED GUEST	61 1%	11 1%	6 1%	15 2%	7 1%	12 1%	3 0%	7 1%
UTILITIES-PUBLIC	11 0%	2 0%	0 0%	2 0%	2 0%	2 0%	0 0%	3 0%
VANDALISM	19 0%	6 1%	0 0%	2 0%	3 0%	3 0%	4 1%	1 0%
VEHICLE MAINTENANCE/W	1 0%	0 0%	0 0%	0 0%	0 0%	0 0%	0 0%	1 0%
WARRANT SERVICE-ARRES	31 1%	5 1%	6 1%	4 1%	1 0%	5 1%	5 1%	5 1%
WELFARE CHECK	105 2%	16 2%	16 2%	13 2%	12 1%	20 2%	12 2%	16 2%

EUCLID POLICE DEPARTMENT

PERSONNEL

April 2015

POLICE OFFICERS

NUMBER OF PERSONNEL

Chief	1
Captain - Executive	0
Captains	4
Lieutenants	5
Sergeants	9
Uniform Police Officers	56
Police Officers Assigned to Plain Clothes	15
TOTAL REGULAR OFFICERS	90
Warrant Officers (part-time)	2

CIVILIAN PERSONNEL

Secretaries: Chief of Police (part-time)	1
Executive Officer	0
Narcotics and Vice (part-time)	1
Detective Bureau (full-time)	1
Detective Bureau (part-time)	1
Administrative Secretary (part-time)	0
Record Room / Communications : Supervisor	0
Record Room Clerks (full-time)	3
Record Room Clerks (part-time)	2
Dispatchers (full-time)	0
Dispatchers (part-time)	0
Administrative Assistant	1
Administrative Assistant (part-time)	1
Computer Coordinator	0
Community Policing Specialist (part-time)	1
Community Policing Outreach Specialist (part-time)	1
Community Policing Education Specialist (part-time)	1
Evidence/Property Technician (part-time)	2
Animal Control: Animal Control Officers	1
Animal Control Officer (part-time)	0
Kennelman (part-time)	0
Secretary (full-time)	0
School Guards (part-time)	8
Custodian (part-time)	1

TOTAL CIVILIAN PERSONNEL

26

Euclid Juvenile Diversion Program

The Euclid Juvenile Diversion program is available for first time Euclid youth offenders that have committed a misdemeanor level offense in the city. If offered this option, the youth must admit to the offense and appear before our Euclid Juvenile Magistrate. If the orders of the court are satisfied, the charges are expunged from the youth's record. In some cases, we're hearing second offenses if they are still at the misdemeanor level and they are a different offense than the original.

Ongoing statistics can be requested from Kate McLaughlin, Euclid Community Policing Unit, 289-8449 or kmclaughlin@cityofeuclid.com.

April, 2015		<i>This chart is a snapshot of activity relating to cases received.</i>
11		Number of first-time offenders referred to the Euclid Juvenile Diversion Program
5		Number of youth admitted into the program
2		Number of youth sent to Cuyahoga County Juvenile Court
2		Number of non-responses to our offer as of this reporting date
3		Number of no shows at court
4		Number of youth scheduled for court next month

