

Honorable Bill Cervenik, Mayor  
Ex-Officio Director of Public Safety  
City of Euclid, Ohio

President and Members of Council  
City of Euclid, Ohio

It is my pleasure to forward herewith  
the monthly report of the Police Department for  
**JULY 2015**

Respectfully submitted,

A handwritten signature in blue ink that reads 'Thomas Brickman'. The signature is written in a cursive style.

Thomas Brickman  
Chief of Police

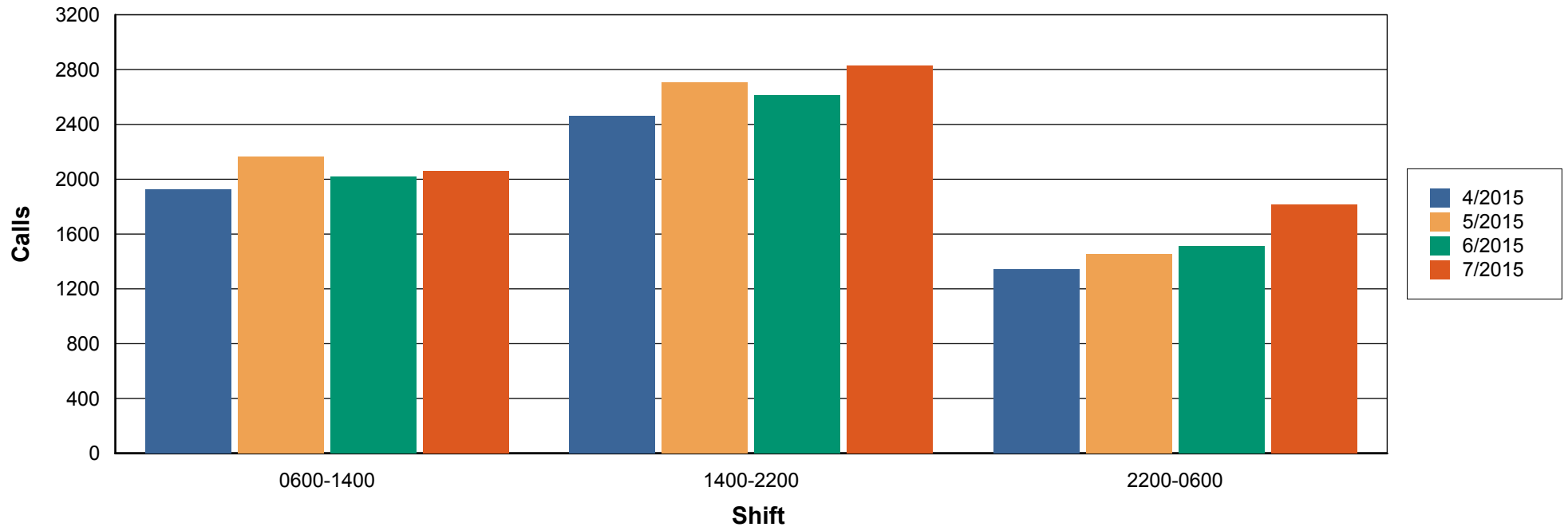
# CHAGRIN VALLEY DISPATCH

## Euclid Police Department CALLS RECEIVED SUMMARY *by Shift / Month / Year*

Query Dates: 4/1/2015 and 7/31/2015

### Calls Received by Month and Shift

For 2015



## Calls Received by Month and Shift

	<b>Total</b>		<b>0600-1400</b>		<b>1400-2200</b>		<b>2200-0600</b>	
<b>Total</b>	24,898	100%	8,166	33%	10,612	43%	6,120	25%
<b>4/2015</b>	5,726	100%	1,923	34%	2,463	43%	1,340	23%
<b>5/2015</b>	6,325	100%	2,163	34%	2,709	43%	1,453	23%

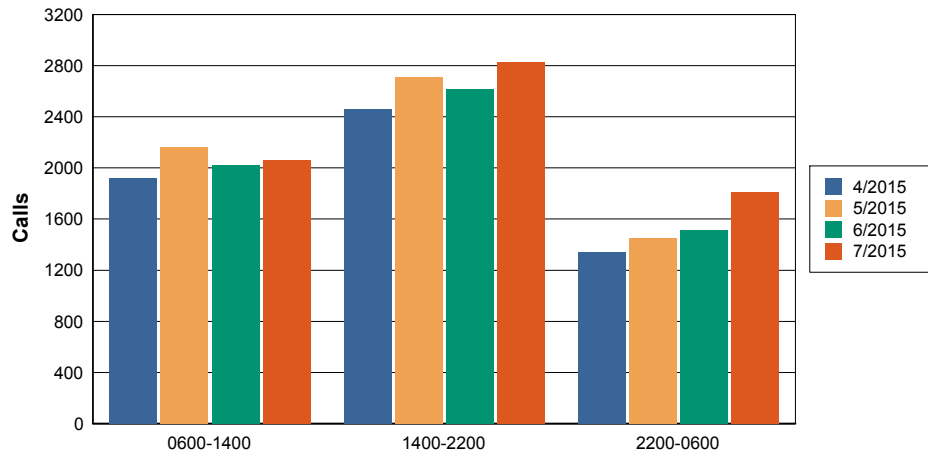
Date Report Run: 8/1/2015

---

	<b>Total</b>		<b>0600-1400</b>		<b>1400-2200</b>		<b>2200-0600</b>	
<b>6/2015</b>	6,147	100%	2,019	33%	2,614	43%	1,514	25%
<b>7/2015</b>	6,700	100%	2,061	31%	2,826	42%	1,813	27%

## Calls Received by Day of the Week and Shift

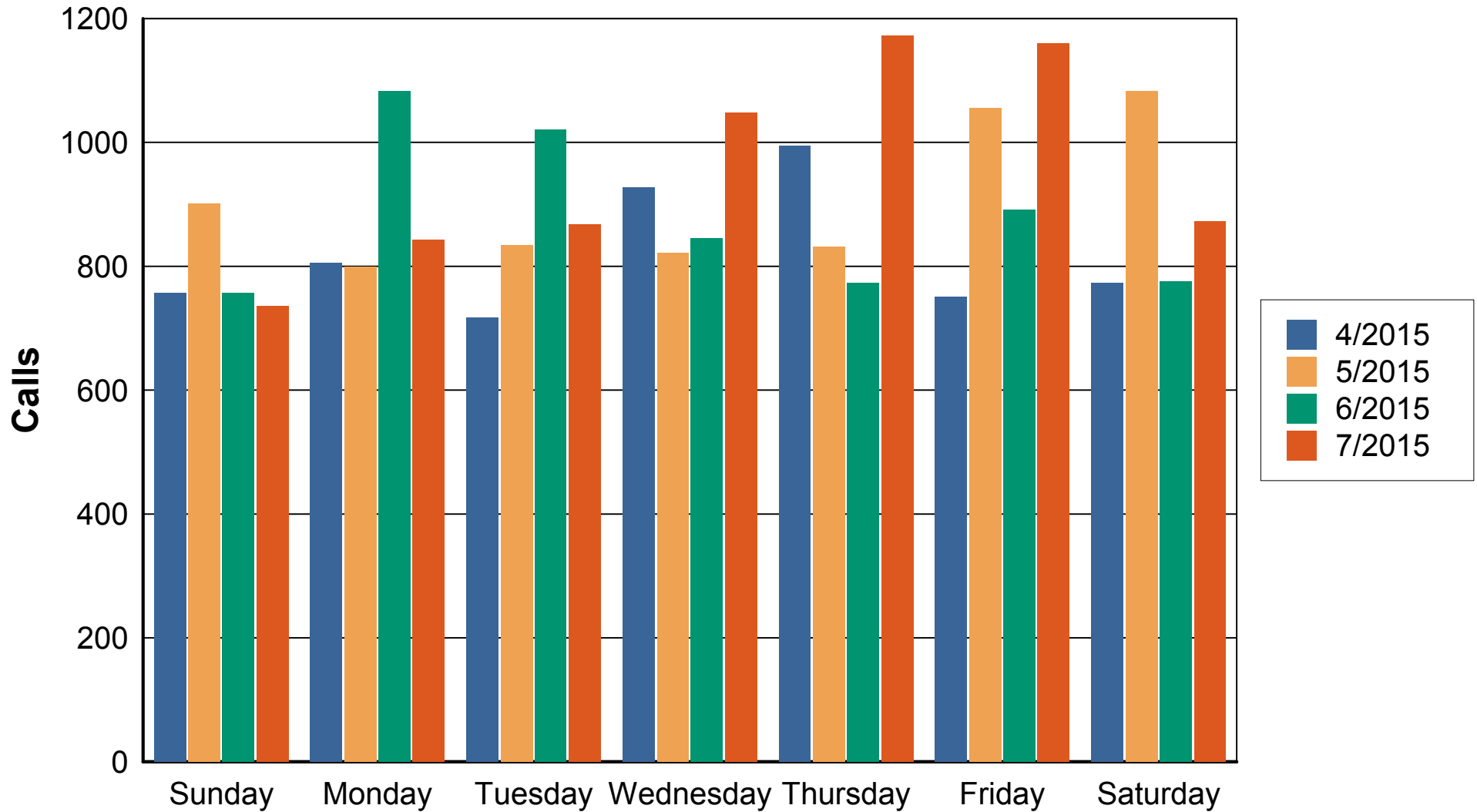
For 2015



## Calls Received by Day of the Week and Shift

	Total		0600-1400		1400-2200		2200-0600	
<b>4/2015</b>	5,726	100%	1,923	100%	2,463	100%	1,340	100%
<b>5/2015</b>	6,325	100%	2,163	100%	2,709	100%	1,453	100%
<b>6/2015</b>	6,147	100%	2,019	100%	2,614	100%	1,514	100%
<b>7/2015</b>	6,700	100%	2,061	100%	2,826	100%	1,813	100%

# Calls Received by Day of Week and Month

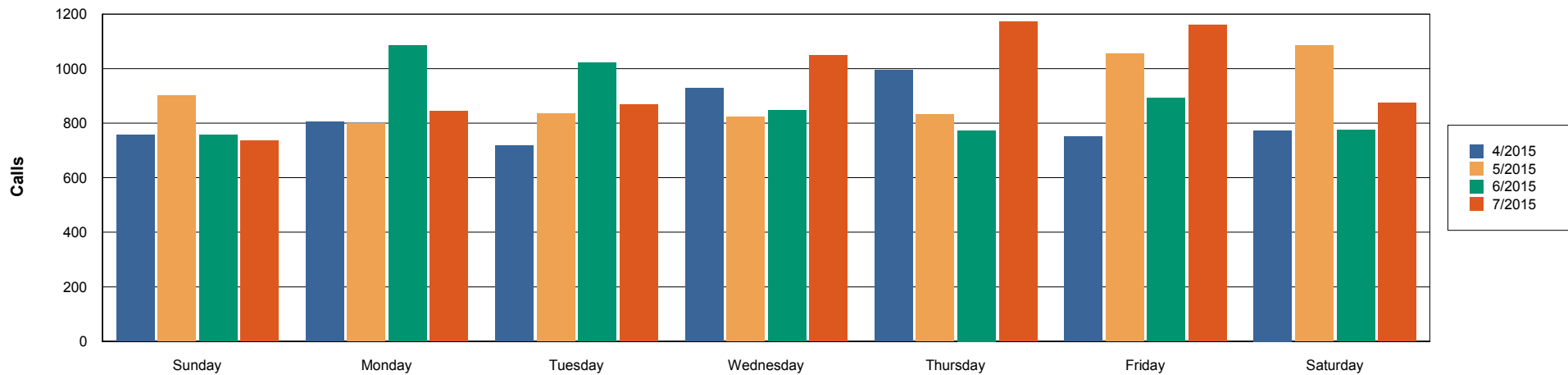


## Calls Received by Month, Shift, and Day of Week

		Total		Sunday		Monday		Tuesday		Wednesday		Thursday		Friday		Saturday	
<b>Total</b>		24,893	100%	3,150	13%	3,530	14%	3,439	14%	3,643	15%	3,770	15%	3,857	15%	3,504	14%
<b>4/2015</b>	<b>Total</b>	5,725	100%	757	13%	805	14%	717	13%	928	16%	994	17%	751	13%	773	14%
	<b>0600-1400</b>	1,922	100%	216	11%	274	14%	269	14%	333	17%	347	18%	244	13%	239	12%
	<b>1400-2200</b>	2,463	100%	298	12%	362	15%	303	12%	407	17%	434	18%	331	13%	328	13%
	<b>2200-0600</b>	1,340	100%	243	18%	169	13%	145	11%	188	14%	213	16%	176	13%	206	15%
<b>5/2015</b>	<b>Total</b>	6,325	100%	901	14%	799	13%	834	13%	822	13%	831	13%	1,055	17%	1,083	17%
	<b>0600-1400</b>	2,163	100%	256	12%	275	13%	318	15%	311	14%	305	14%	344	16%	354	16%
	<b>1400-2200</b>	2,709	100%	372	14%	330	12%	330	12%	379	14%	359	13%	473	17%	466	17%
	<b>2200-0600</b>	1,453	100%	273	19%	194	13%	186	13%	132	9%	167	11%	238	16%	263	18%
<b>6/2015</b>	<b>Total</b>	6,144	100%	757	12%	1,083	18%	1,020	17%	845	14%	773	13%	891	14%	775	13%
	<b>0600-1400</b>	2,017	100%	216	11%	372	18%	349	17%	294	15%	254	13%	308	15%	224	11%
	<b>1400-2200</b>	2,613	100%	284	11%	491	19%	427	16%	368	14%	349	13%	357	14%	337	13%
	<b>2200-0600</b>	1,514	100%	257	17%	220	15%	244	16%	183	12%	170	11%	226	15%	214	14%
<b>7/2015</b>	<b>Total</b>	6,699	100%	735	11%	843	13%	868	13%	1,048	16%	1,172	17%	1,160	17%	873	13%
	<b>0600-1400</b>	2,061	100%	180	9%	289	14%	282	14%	358	17%	355	17%	368	18%	229	11%
	<b>1400-2200</b>	2,826	100%	299	11%	375	13%	375	13%	438	15%	511	18%	478	17%	350	12%
	<b>2200-0600</b>	1,812	100%	256	14%	179	10%	211	12%	252	14%	306	17%	314	17%	294	16%

# Calls Received by Day of Week

For 2015



## Calls Received by Year, Hour, and Day of Week

		Total	Sunday	Monday	Tuesday	Wednesday	Thursday	Friday	Saturday
<b>4/2015</b>	<b>Total</b>	5,726 100%	757 13%	805 14%	717 13%	928 16%	995 17%	751 13%	773 13%
	<b>0000</b>	218 100%	42 19%	29 13%	27 12%	35 16%	38 17%	13 6%	34 16%
	<b>0100</b>	163 100%	32 20%	19 12%	20 12%	17 10%	27 17%	27 17%	21 13%
	<b>0200</b>	158 100%	42 27%	13 8%	15 9%	17 11%	22 14%	22 14%	27 17%
	<b>0300</b>	121 100%	23 19%	13 11%	10 8%	16 13%	22 18%	20 17%	17 14%
	<b>0400</b>	88 100%	10 11%	16 18%	4 5%	19 22%	12 14%	15 17%	12 14%
	<b>0500</b>	91 100%	14 15%	13 14%	10 11%	20 22%	14 15%	10 11%	10 11%
	<b>0600</b>	72 100%	8 11%	7 10%	15 21%	7 10%	21 29%	7 10%	7 10%
	<b>0700</b>	154 100%	16 10%	28 18%	21 14%	18 12%	27 18%	26 17%	18 12%
	<b>0800</b>	219 100%	22 10%	35 16%	34 16%	34 16%	42 19%	24 11%	28 13%
	<b>0900</b>	258 100%	28 11%	38 15%	37 14%	46 18%	49 19%	29 11%	31 12%
	<b>1000</b>	320 100%	40 13%	50 16%	43 13%	59 18%	52 16%	38 12%	38 12%
	<b>1100</b>	281 100%	34 12%	33 12%	39 14%	51 18%	43 15%	41 15%	40 14%
	<b>1200</b>	277 100%	31 11%	33 12%	36 13%	55 20%	54 19%	42 15%	26 9%
	<b>1300</b>	341 100%	37 11%	50 15%	44 13%	63 18%	59 17%	37 11%	51 15%
	<b>1400</b>	294 100%	35 12%	54 18%	34 12%	43 15%	51 17%	39 13%	38 13%
	<b>1500</b>	305 100%	31 10%	53 17%	44 14%	56 18%	51 17%	30 10%	40 13%
	<b>1600</b>	311 100%	38 12%	46 15%	33 11%	47 15%	66 21%	42 14%	39 13%
	<b>1700</b>	361 100%	32 9%	48 13%	53 15%	68 19%	65 18%	55 15%	40 11%
	<b>1800</b>	337 100%	50 15%	46 14%	35 10%	58 17%	59 18%	43 13%	46 14%
<b>1900</b>	294 100%	45 15%	40 14%	36 12%	46 16%	42 14%	38 13%	47 16%	
<b>2000</b>	280 100%	38 14%	36 13%	33 12%	43 15%	55 20%	38 14%	37 13%	
<b>2100</b>	281 100%	29 10%	39 14%	35 12%	46 16%	45 16%	46 16%	41 15%	



		Total	Sunday	Monday	Tuesday	Wednesday	Thursday	Friday	Saturday
<b>4/2015</b>	<b>2200</b>	272 100%	43 16%	32 12%	32 12%	38 14%	39 14%	43 16%	45 17%
	<b>2300</b>	230 100%	37 16%	34 15%	27 12%	26 11%	40 17%	26 11%	40 17%
<b>5/2015</b>	<b>Total</b>	6,326 100%	901 14%	799 13%	834 13%	822 13%	831 13%	1,055 17%	1,084 17%
	<b>0000</b>	227 100%	53 23%	21 9%	36 16%	14 6%	21 9%	45 20%	37 16%
	<b>0100</b>	209 100%	40 19%	29 14%	25 12%	20 10%	18 9%	26 12%	51 24%
	<b>0200</b>	179 100%	38 21%	23 13%	12 7%	16 9%	27 15%	26 15%	37 21%
	<b>0300</b>	110 100%	22 20%	18 16%	20 18%	6 5%	8 7%	13 12%	23 21%
	<b>0400</b>	93 100%	15 16%	12 13%	15 16%	6 6%	13 14%	17 18%	15 16%
	<b>0500</b>	102 100%	19 19%	11 11%	13 13%	15 15%	11 11%	22 22%	11 11%
	<b>0600</b>	102 100%	25 25%	8 8%	13 13%	13 13%	8 8%	18 18%	17 17%
	<b>0700</b>	176 100%	20 11%	17 10%	24 14%	27 15%	29 16%	33 19%	26 15%
	<b>0800</b>	277 100%	28 10%	32 12%	42 15%	48 17%	44 16%	44 16%	39 14%
	<b>0900</b>	312 100%	39 13%	45 14%	44 14%	49 16%	44 14%	43 14%	48 15%
	<b>1000</b>	339 100%	35 10%	35 10%	48 14%	53 16%	54 16%	63 19%	51 15%
	<b>1100</b>	310 100%	39 13%	41 13%	51 16%	40 13%	33 11%	48 15%	58 19%
	<b>1200</b>	305 100%	39 13%	42 14%	49 16%	32 10%	47 15%	41 13%	55 18%
	<b>1300</b>	342 100%	31 9%	55 16%	47 14%	49 14%	46 13%	54 16%	60 18%
	<b>1400</b>	299 100%	41 14%	32 11%	40 13%	50 17%	36 12%	56 19%	44 15%
	<b>1500</b>	352 100%	42 12%	43 12%	56 16%	46 13%	47 13%	66 19%	52 15%
	<b>1600</b>	341 100%	38 11%	50 15%	52 15%	47 14%	39 11%	62 18%	53 16%
	<b>1700</b>	384 100%	44 11%	50 13%	44 11%	52 14%	59 15%	62 16%	73 19%
	<b>1800</b>	356 100%	48 13%	38 11%	41 12%	63 18%	47 13%	60 17%	59 17%
<b>1900</b>	325 100%	51 16%	37 11%	41 13%	45 14%	45 14%	44 14%	62 19%	
<b>2000</b>	311 100%	48 15%	35 11%	30 10%	37 12%	38 12%	61 20%	62 20%	

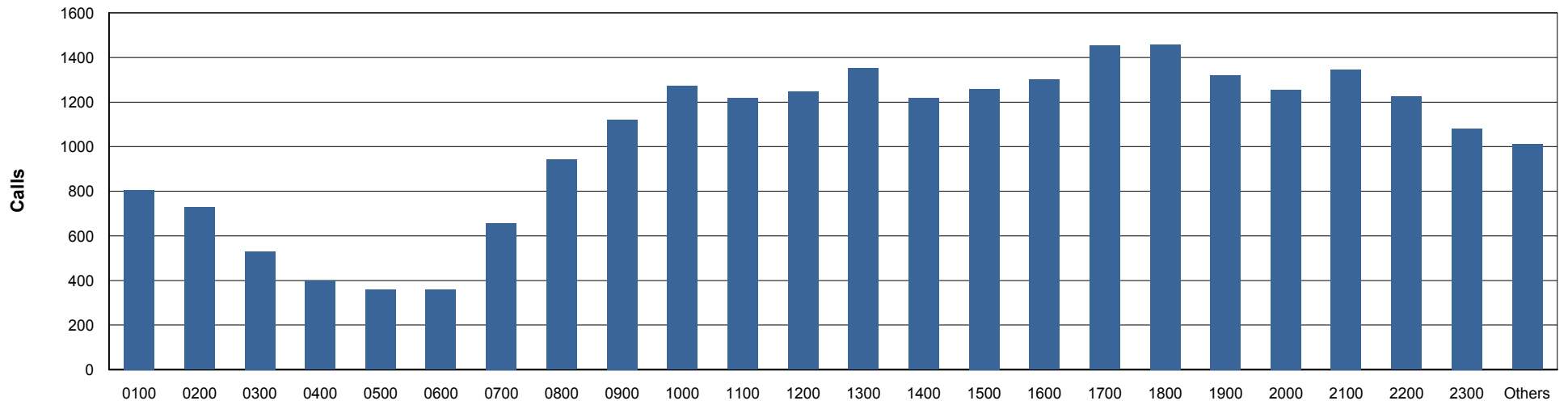
		Total	Sunday	Monday	Tuesday	Wednesday	Thursday	Friday	Saturday
<b>5/2015</b>	<b>2100</b>	341 100%	60 18%	45 13%	26 8%	39 11%	48 14%	62 18%	61 18%
	<b>2200</b>	270 100%	51 19%	42 16%	26 10%	37 14%	36 13%	43 16%	35 13%
	<b>2300</b>	264 100%	35 13%	38 14%	39 15%	18 7%	33 13%	46 17%	55 21%
<b>6/2015</b>	<b>Total</b>	6,146 100%	757 12%	1,083 18%	1,021 17%	846 14%	773 13%	891 14%	775 13%
	<b>0000</b>	257 100%	50 19%	42 16%	39 15%	29 11%	20 8%	39 15%	38 15%
	<b>0100</b>	207 100%	40 19%	26 13%	31 15%	28 14%	24 12%	29 14%	29 14%
	<b>0200</b>	168 100%	34 20%	20 12%	31 18%	23 14%	10 6%	29 17%	21 13%
	<b>0300</b>	132 100%	21 16%	18 14%	21 16%	17 13%	22 17%	17 13%	16 12%
	<b>0400</b>	98 100%	16 16%	16 16%	25 26%	8 8%	13 13%	9 9%	11 11%
	<b>0500</b>	79 100%	17 22%	9 11%	19 24%	6 8%	10 13%	8 10%	10 13%
	<b>0600</b>	97 100%	14 14%	19 20%	17 18%	16 16%	12 12%	15 15%	4 4%
	<b>0700</b>	143 100%	10 7%	23 16%	22 15%	25 17%	18 13%	27 19%	18 13%
	<b>0800</b>	222 100%	18 8%	37 17%	36 16%	34 15%	38 17%	33 15%	26 12%
	<b>0900</b>	277 100%	33 12%	57 21%	51 18%	30 11%	28 10%	44 16%	34 12%
	<b>1000</b>	306 100%	30 10%	61 20%	43 14%	52 17%	36 12%	47 15%	37 12%
	<b>1100</b>	312 100%	35 11%	57 18%	58 19%	54 17%	37 12%	37 12%	34 11%
	<b>1200</b>	313 100%	35 11%	53 17%	55 18%	44 14%	39 12%	58 19%	29 9%
	<b>1300</b>	347 100%	41 12%	65 19%	67 19%	39 11%	46 13%	47 14%	42 12%
	<b>1400</b>	310 100%	24 8%	55 18%	46 15%	56 18%	48 15%	45 15%	36 12%
	<b>1500</b>	318 100%	29 9%	59 19%	53 17%	46 14%	47 15%	44 14%	40 13%
	<b>1600</b>	315 100%	34 11%	59 19%	49 16%	42 13%	42 13%	52 17%	37 12%
	<b>1700</b>	347 100%	40 12%	64 18%	60 17%	50 14%	47 14%	45 13%	41 12%
<b>1800</b>	341 100%	34 10%	78 23%	64 19%	44 13%	35 10%	48 14%	38 11%	
<b>1900</b>	348 100%	48 14%	68 20%	52 15%	50 14%	39 11%	42 12%	49 14%	

		Total	Sunday	Monday	Tuesday	Wednesday	Thursday	Friday	Saturday
<b>6/2015</b>	<b>2000</b>	313 100%	37 12%	52 17%	56 18%	37 12%	46 15%	45 14%	40 13%
	<b>2100</b>	321 100%	38 12%	56 17%	47 15%	43 13%	45 14%	36 11%	56 17%
	<b>2200</b>	320 100%	42 13%	52 16%	44 14%	40 13%	42 13%	56 18%	44 14%
	<b>2300</b>	255 100%	37 15%	37 15%	35 14%	33 13%	29 11%	39 15%	45 18%
<b>7/2015</b>	<b>Total</b>	6,699 100%	735 11%	843 13%	868 13%	1,048 16%	1,172 17%	1,160 17%	873 13%
	<b>0000</b>	297 100%	45 15%	22 7%	50 17%	32 11%	43 14%	48 16%	57 19%
	<b>0100</b>	227 100%	35 15%	24 11%	23 10%	24 11%	48 21%	31 14%	42 19%
	<b>0200</b>	221 100%	33 15%	25 11%	15 7%	37 17%	37 17%	41 19%	33 15%
	<b>0300</b>	167 100%	29 17%	17 10%	19 11%	20 12%	18 11%	35 21%	29 17%
	<b>0400</b>	118 100%	18 15%	5 4%	17 14%	20 17%	27 23%	19 16%	12 10%
	<b>0500</b>	87 100%	9 10%	5 6%	15 17%	24 28%	14 16%	14 16%	6 7%
	<b>0600</b>	88 100%	7 8%	12 14%	15 17%	12 14%	15 17%	9 10%	18 20%
	<b>0700</b>	184 100%	17 9%	29 16%	26 14%	30 16%	33 18%	31 17%	18 10%
	<b>0800</b>	223 100%	14 6%	34 15%	31 14%	41 18%	34 15%	47 21%	22 10%
	<b>0900</b>	273 100%	19 7%	39 14%	42 15%	47 17%	60 22%	37 14%	29 11%
	<b>1000</b>	306 100%	32 10%	31 10%	48 16%	53 17%	49 16%	63 21%	30 10%
	<b>1100</b>	315 100%	30 10%	51 16%	38 12%	60 19%	57 18%	43 14%	36 11%
	<b>1200</b>	351 100%	31 9%	50 14%	42 12%	55 16%	58 17%	75 21%	40 11%
	<b>1300</b>	321 100%	30 9%	43 13%	40 12%	60 19%	49 15%	63 20%	36 11%
	<b>1400</b>	315 100%	31 10%	54 17%	39 12%	46 15%	58 18%	62 20%	25 8%
	<b>1500</b>	285 100%	25 9%	47 16%	29 10%	59 21%	51 18%	46 16%	28 10%
	<b>1600</b>	334 100%	38 11%	33 10%	58 17%	56 17%	77 23%	49 15%	23 7%
<b>1700</b>	360 100%	38 11%	48 13%	38 11%	59 16%	56 16%	78 22%	43 12%	
<b>1800</b>	425 100%	52 12%	61 14%	57 13%	57 13%	67 16%	70 16%	61 14%	

		<b>Total</b>	<b>Sunday</b>	<b>Monday</b>	<b>Tuesday</b>	<b>Wednesday</b>	<b>Thursday</b>	<b>Friday</b>	<b>Saturday</b>
<b>7/2015</b>	<b>1900</b>	353 100%	33 9%	48 14%	39 11%	44 12%	74 21%	61 17%	54 15%
	<b>2000</b>	351 100%	36 10%	28 8%	60 17%	55 16%	62 18%	57 16%	53 15%
	<b>2100</b>	403 100%	46 11%	56 14%	55 14%	62 15%	66 16%	55 14%	63 16%
	<b>2200</b>	362 100%	47 13%	42 12%	43 12%	48 13%	58 16%	60 17%	64 18%
	<b>2300</b>	333 100%	40 12%	39 12%	29 9%	47 14%	61 18%	66 20%	51 15%

# Calls Received by Hour

For 2015



## Calls Received by Month, Hour, and Day of Week

		Total	Sunday	Monday	Tuesday	Wednesday	Thursday	Friday	Saturday
<b>Total</b>		24,897 100%	3,150 13%	3,530 14%	3,440 14%	3,644 15%	3,771 15%	3,857 15%	3,505 14%
<b>4/2015</b>	<b>Total</b>	5,726 100%	757 13%	805 14%	717 13%	928 16%	995 17%	751 13%	773 13%
	<b>0000</b>	218 100%	42 19%	29 13%	27 12%	35 16%	38 17%	13 6%	34 16%
	<b>0100</b>	163 100%	32 20%	19 12%	20 12%	17 10%	27 17%	27 17%	21 13%
	<b>0200</b>	158 100%	42 27%	13 8%	15 9%	17 11%	22 14%	22 14%	27 17%
	<b>0300</b>	121 100%	23 19%	13 11%	10 8%	16 13%	22 18%	20 17%	17 14%
	<b>0400</b>	88 100%	10 11%	16 18%	4 5%	19 22%	12 14%	15 17%	12 14%
	<b>0500</b>	91 100%	14 15%	13 14%	10 11%	20 22%	14 15%	10 11%	10 11%
	<b>0600</b>	72 100%	8 11%	7 10%	15 21%	7 10%	21 29%	7 10%	7 10%
	<b>0700</b>	154 100%	16 10%	28 18%	21 14%	18 12%	27 18%	26 17%	18 12%
	<b>0800</b>	219 100%	22 10%	35 16%	34 16%	34 16%	42 19%	24 11%	28 13%
	<b>0900</b>	258 100%	28 11%	38 15%	37 14%	46 18%	49 19%	29 11%	31 12%
	<b>1000</b>	320 100%	40 13%	50 16%	43 13%	59 18%	52 16%	38 12%	38 12%
	<b>1100</b>	281 100%	34 12%	33 12%	39 14%	51 18%	43 15%	41 15%	40 14%
	<b>1200</b>	277 100%	31 11%	33 12%	36 13%	55 20%	54 19%	42 15%	26 9%
	<b>1300</b>	341 100%	37 11%	50 15%	44 13%	63 18%	59 17%	37 11%	51 15%
	<b>1400</b>	294 100%	35 12%	54 18%	34 12%	43 15%	51 17%	39 13%	38 13%
	<b>1500</b>	305 100%	31 10%	53 17%	44 14%	56 18%	51 17%	30 10%	40 13%
	<b>1600</b>	311 100%	38 12%	46 15%	33 11%	47 15%	66 21%	42 14%	39 13%
	<b>1700</b>	361 100%	32 9%	48 13%	53 15%	68 19%	65 18%	55 15%	40 11%
<b>1800</b>	337 100%	50 15%	46 14%	35 10%	58 17%	59 18%	43 13%	46 14%	
<b>1900</b>	294 100%	45 15%	40 14%	36 12%	46 16%	42 14%	38 13%	47 16%	

		Total	Sunday	Monday	Tuesday	Wednesday	Thursday	Friday	Saturday
<b>4/2015</b>	<b>2000</b>	280 100%	38 14%	36 13%	33 12%	43 15%	55 20%	38 14%	37 13%
	<b>2100</b>	281 100%	29 10%	39 14%	35 12%	46 16%	45 16%	46 16%	41 15%
	<b>2200</b>	272 100%	43 16%	32 12%	32 12%	38 14%	39 14%	43 16%	45 17%
	<b>2300</b>	230 100%	37 16%	34 15%	27 12%	26 11%	40 17%	26 11%	40 17%
<b>5/2015</b>	<b>Total</b>	6,326 100%	901 14%	799 13%	834 13%	822 13%	831 13%	1,055 17%	1,084 17%
	<b>0000</b>	227 100%	53 23%	21 9%	36 16%	14 6%	21 9%	45 20%	37 16%
	<b>0100</b>	209 100%	40 19%	29 14%	25 12%	20 10%	18 9%	26 12%	51 24%
	<b>0200</b>	179 100%	38 21%	23 13%	12 7%	16 9%	27 15%	26 15%	37 21%
	<b>0300</b>	110 100%	22 20%	18 16%	20 18%	6 5%	8 7%	13 12%	23 21%
	<b>0400</b>	93 100%	15 16%	12 13%	15 16%	6 6%	13 14%	17 18%	15 16%
	<b>0500</b>	102 100%	19 19%	11 11%	13 13%	15 15%	11 11%	22 22%	11 11%
	<b>0600</b>	102 100%	25 25%	8 8%	13 13%	13 13%	8 8%	18 18%	17 17%
	<b>0700</b>	176 100%	20 11%	17 10%	24 14%	27 15%	29 16%	33 19%	26 15%
	<b>0800</b>	277 100%	28 10%	32 12%	42 15%	48 17%	44 16%	44 16%	39 14%
	<b>0900</b>	312 100%	39 13%	45 14%	44 14%	49 16%	44 14%	43 14%	48 15%
	<b>1000</b>	339 100%	35 10%	35 10%	48 14%	53 16%	54 16%	63 19%	51 15%
	<b>1100</b>	310 100%	39 13%	41 13%	51 16%	40 13%	33 11%	48 15%	58 19%
	<b>1200</b>	305 100%	39 13%	42 14%	49 16%	32 10%	47 15%	41 13%	55 18%
	<b>1300</b>	342 100%	31 9%	55 16%	47 14%	49 14%	46 13%	54 16%	60 18%
	<b>1400</b>	299 100%	41 14%	32 11%	40 13%	50 17%	36 12%	56 19%	44 15%
	<b>1500</b>	352 100%	42 12%	43 12%	56 16%	46 13%	47 13%	66 19%	52 15%
<b>1600</b>	341 100%	38 11%	50 15%	52 15%	47 14%	39 11%	62 18%	53 16%	
<b>1700</b>	384 100%	44 11%	50 13%	44 11%	52 14%	59 15%	62 16%	73 19%	
<b>1800</b>	356 100%	48 13%	38 11%	41 12%	63 18%	47 13%	60 17%	59 17%	

		Total	Sunday	Monday	Tuesday	Wednesday	Thursday	Friday	Saturday
<b>5/2015</b>	<b>1900</b>	325 100%	51 16%	37 11%	41 13%	45 14%	45 14%	44 14%	62 19%
	<b>2000</b>	311 100%	48 15%	35 11%	30 10%	37 12%	38 12%	61 20%	62 20%
	<b>2100</b>	341 100%	60 18%	45 13%	26 8%	39 11%	48 14%	62 18%	61 18%
	<b>2200</b>	270 100%	51 19%	42 16%	26 10%	37 14%	36 13%	43 16%	35 13%
	<b>2300</b>	264 100%	35 13%	38 14%	39 15%	18 7%	33 13%	46 17%	55 21%
<b>6/2015</b>	<b>Total</b>	6,146 100%	757 12%	1,083 18%	1,021 17%	846 14%	773 13%	891 14%	775 13%
	<b>0000</b>	257 100%	50 19%	42 16%	39 15%	29 11%	20 8%	39 15%	38 15%
	<b>0100</b>	207 100%	40 19%	26 13%	31 15%	28 14%	24 12%	29 14%	29 14%
	<b>0200</b>	168 100%	34 20%	20 12%	31 18%	23 14%	10 6%	29 17%	21 13%
	<b>0300</b>	132 100%	21 16%	18 14%	21 16%	17 13%	22 17%	17 13%	16 12%
	<b>0400</b>	98 100%	16 16%	16 16%	25 26%	8 8%	13 13%	9 9%	11 11%
	<b>0500</b>	79 100%	17 22%	9 11%	19 24%	6 8%	10 13%	8 10%	10 13%
	<b>0600</b>	97 100%	14 14%	19 20%	17 18%	16 16%	12 12%	15 15%	4 4%
	<b>0700</b>	143 100%	10 7%	23 16%	22 15%	25 17%	18 13%	27 19%	18 13%
	<b>0800</b>	222 100%	18 8%	37 17%	36 16%	34 15%	38 17%	33 15%	26 12%
	<b>0900</b>	277 100%	33 12%	57 21%	51 18%	30 11%	28 10%	44 16%	34 12%
	<b>1000</b>	306 100%	30 10%	61 20%	43 14%	52 17%	36 12%	47 15%	37 12%
	<b>1100</b>	312 100%	35 11%	57 18%	58 19%	54 17%	37 12%	37 12%	34 11%
	<b>1200</b>	313 100%	35 11%	53 17%	55 18%	44 14%	39 12%	58 19%	29 9%
	<b>1300</b>	347 100%	41 12%	65 19%	67 19%	39 11%	46 13%	47 14%	42 12%
<b>1400</b>	310 100%	24 8%	55 18%	46 15%	56 18%	48 15%	45 15%	36 12%	
<b>1500</b>	318 100%	29 9%	59 19%	53 17%	46 14%	47 15%	44 14%	40 13%	
<b>1600</b>	315 100%	34 11%	59 19%	49 16%	42 13%	42 13%	52 17%	37 12%	
<b>1700</b>	347 100%	40 12%	64 18%	60 17%	50 14%	47 14%	45 13%	41 12%	



		Total	Sunday	Monday	Tuesday	Wednesday	Thursday	Friday	Saturday
<b>6/2015</b>	<b>1800</b>	341 100%	34 10%	78 23%	64 19%	44 13%	35 10%	48 14%	38 11%
	<b>1900</b>	348 100%	48 14%	68 20%	52 15%	50 14%	39 11%	42 12%	49 14%
	<b>2000</b>	313 100%	37 12%	52 17%	56 18%	37 12%	46 15%	45 14%	40 13%
	<b>2100</b>	321 100%	38 12%	56 17%	47 15%	43 13%	45 14%	36 11%	56 17%
	<b>2200</b>	320 100%	42 13%	52 16%	44 14%	40 13%	42 13%	56 18%	44 14%
	<b>2300</b>	255 100%	37 15%	37 15%	35 14%	33 13%	29 11%	39 15%	45 18%
<b>7/2015</b>	<b>Total</b>	6,699 100%	735 11%	843 13%	868 13%	1,048 16%	1,172 17%	1,160 17%	873 13%
	<b>0000</b>	297 100%	45 15%	22 7%	50 17%	32 11%	43 14%	48 16%	57 19%
	<b>0100</b>	227 100%	35 15%	24 11%	23 10%	24 11%	48 21%	31 14%	42 19%
	<b>0200</b>	221 100%	33 15%	25 11%	15 7%	37 17%	37 17%	41 19%	33 15%
	<b>0300</b>	167 100%	29 17%	17 10%	19 11%	20 12%	18 11%	35 21%	29 17%
	<b>0400</b>	118 100%	18 15%	5 4%	17 14%	20 17%	27 23%	19 16%	12 10%
	<b>0500</b>	87 100%	9 10%	5 6%	15 17%	24 28%	14 16%	14 16%	6 7%
	<b>0600</b>	88 100%	7 8%	12 14%	15 17%	12 14%	15 17%	9 10%	18 20%
	<b>0700</b>	184 100%	17 9%	29 16%	26 14%	30 16%	33 18%	31 17%	18 10%
	<b>0800</b>	223 100%	14 6%	34 15%	31 14%	41 18%	34 15%	47 21%	22 10%
	<b>0900</b>	273 100%	19 7%	39 14%	42 15%	47 17%	60 22%	37 14%	29 11%
	<b>1000</b>	306 100%	32 10%	31 10%	48 16%	53 17%	49 16%	63 21%	30 10%
	<b>1100</b>	315 100%	30 10%	51 16%	38 12%	60 19%	57 18%	43 14%	36 11%
	<b>1200</b>	351 100%	31 9%	50 14%	42 12%	55 16%	58 17%	75 21%	40 11%
	<b>1300</b>	321 100%	30 9%	43 13%	40 12%	60 19%	49 15%	63 20%	36 11%
<b>1400</b>	315 100%	31 10%	54 17%	39 12%	46 15%	58 18%	62 20%	25 8%	
<b>1500</b>	285 100%	25 9%	47 16%	29 10%	59 21%	51 18%	46 16%	28 10%	
<b>1600</b>	334 100%	38 11%	33 10%	58 17%	56 17%	77 23%	49 15%	23 7%	

		<b>Total</b>	<b>Sunday</b>	<b>Monday</b>	<b>Tuesday</b>	<b>Wednesday</b>	<b>Thursday</b>	<b>Friday</b>	<b>Saturday</b>
<b>7/2015</b>	<b>1700</b>	360 100%	38 11%	48 13%	38 11%	59 16%	56 16%	78 22%	43 12%
	<b>1800</b>	425 100%	52 12%	61 14%	57 13%	57 13%	67 16%	70 16%	61 14%
	<b>1900</b>	353 100%	33 9%	48 14%	39 11%	44 12%	74 21%	61 17%	54 15%
	<b>2000</b>	351 100%	36 10%	28 8%	60 17%	55 16%	62 18%	57 16%	53 15%
	<b>2100</b>	403 100%	46 11%	56 14%	55 14%	62 15%	66 16%	55 14%	63 16%
	<b>2200</b>	362 100%	47 13%	42 12%	43 12%	48 13%	58 16%	60 17%	64 18%
	<b>2300</b>	333 100%	40 12%	39 12%	29 9%	47 14%	61 18%	66 20%	51 15%

## Calls Received by Call Type by Day of Week

\*NOTE: These represent the calls as initially entered with the information first received by the person calling.

	Total		Sun		Mon		Tue		Wed		Thu		Fri		Sat	
<b>Total</b>	24,908	100%	3,151	100%	3,532	100%	3,442	100%	3,646	100%	3,772	100%	3,858	100%	3,507	100%
	8	0%	0	0%	1	0%	2	0%	1	0%	1	0%	2	0%	1	0%
<b>911</b>	279	1%	37	1%	40	1%	34	1%	39	1%	41	1%	38	1%	50	1%
<b>911 HANG UP</b>	77	0%	6	0%	10	0%	16	0%	9	0%	8	0%	17	0%	11	0%
<b>ABANDONED VEHICLE</b>	35	0%	1	0%	4	0%	7	0%	6	0%	8	0%	9	0%	0	0%
<b>ALARM DROP</b>	1,112	4%	137	4%	159	5%	165	5%	164	4%	157	4%	176	5%	154	4%
<b>ALARM TEST</b>	68	0%	3	0%	14	0%	14	0%	17	0%	9	0%	11	0%	0	0%
<b>ANIMAL- MISC.</b>	489	2%	76	2%	85	2%	57	2%	55	2%	54	1%	77	2%	85	2%
<b>ANIMAL WARDEN DISPATC</b>	6	0%	0	0%	0	0%	0	0%	0	0%	2	0%	4	0%	0	0%
<b>ARREST ON WARRANT</b>	1	0%	1	0%	0	0%	0	0%	0	0%	0	0%	0	0%	0	0%
<b>ARSON</b>	1	0%	0	0%	0	0%	0	0%	0	0%	1	0%	0	0%	0	0%
<b>ASSAULT</b>	198	1%	23	1%	25	1%	34	1%	28	1%	35	1%	29	1%	24	1%
<b>ASSIST-FIRE DEPARTMENT</b>	1	0%	0	0%	0	0%	0	0%	0	0%	0	0%	1	0%	0	0%
<b>ASSIST-GENERAL</b>	379	2%	61	2%	71	2%	40	1%	49	1%	49	1%	51	1%	58	2%
<b>ASSIST-OTHER DEPT</b>	97	0%	14	0%	8	0%	10	0%	11	0%	19	1%	19	0%	16	0%
<b>ATTEMPT B &amp; E - RESIDENC</b>	1	0%	0	0%	0	0%	0	0%	0	0%	0	0%	0	0%	1	0%
<b>ATTEMPT TO LOCATE</b>	20	0%	2	0%	1	0%	5	0%	3	0%	2	0%	3	0%	4	0%
<b>ATTEMPTED MURDER</b>	1	0%	0	0%	0	0%	1	0%	0	0%	0	0%	0	0%	0	0%
<b>AUTO REPO</b>	5	0%	0	0%	0	0%	0	0%	0	0%	2	0%	3	0%	0	0%
<b>AUTO TOWED</b>	2	0%	0	0%	0	0%	0	0%	2	0%	0	0%	0	0%	0	0%
<b>BREAKING AND ENTERING</b>	67	0%	9	0%	8	0%	6	0%	13	0%	10	0%	17	0%	4	0%

	Total		Sun		Mon		Tue		Wed		Thu		Fri		Sat	
<b>BROADCAST</b>	17	0%	4	0%	0	0%	1	0%	0	0%	5	0%	5	0%	2	0%
<b>BURGLARY</b>	114	0%	13	0%	25	1%	16	0%	16	0%	15	0%	12	0%	17	0%
<b>BUSINESS CHECK</b>	7	0%	2	0%	1	0%	1	0%	0	0%	3	0%	0	0%	0	0%
<b>CALL BOX CALL</b>	14	0%	2	0%	5	0%	0	0%	0	0%	1	0%	2	0%	4	0%
<b>CHILD ABUSE-REPORTED</b>	7	0%	0	0%	1	0%	0	0%	3	0%	3	0%	0	0%	0	0%
<b>CHILD ENDANGERMENT</b>	4	0%	0	0%	0	0%	0	0%	3	0%	1	0%	0	0%	0	0%
<b>CIVIL MATTER</b>	35	0%	4	0%	7	0%	4	0%	6	0%	3	0%	5	0%	6	0%
<b>COMPLAINTS-GENERAL</b>	342	1%	41	1%	38	1%	45	1%	45	1%	51	1%	61	2%	61	2%
<b>COMPLAINTS-JUVENILE</b>	429	2%	60	2%	65	2%	71	2%	62	2%	64	2%	65	2%	42	1%
<b>COUNTERFEITING</b>	15	0%	2	0%	3	0%	2	0%	3	0%	2	0%	1	0%	2	0%
<b>COURT</b>	57	0%	0	0%	13	0%	6	0%	16	0%	15	0%	7	0%	0	0%
<b>CRIMINAL DAMAGE</b>	61	0%	5	0%	9	0%	9	0%	11	0%	3	0%	10	0%	14	0%
<b>CRIMINAL MISCHIEF</b>	20	0%	4	0%	0	0%	3	0%	3	0%	5	0%	2	0%	3	0%
<b>CURFEW</b>	4	0%	0	0%	0	0%	0	0%	0	0%	1	0%	2	0%	1	0%
<b>CUSTODY DISPUTE</b>	62	0%	5	0%	15	0%	6	0%	5	0%	8	0%	14	0%	9	0%
<b>DAMAGE TO PROPERTY</b>	71	0%	10	0%	16	0%	9	0%	9	0%	10	0%	11	0%	6	0%
<b>DAMAGE TO VEHICLE</b>	53	0%	8	0%	5	0%	9	0%	3	0%	8	0%	10	0%	10	0%
<b>DEBRIS ON STREET</b>	41	0%	1	0%	8	0%	5	0%	7	0%	10	0%	2	0%	8	0%
<b>DEER KILL</b>	9	0%	3	0%	0	0%	1	0%	1	0%	1	0%	2	0%	1	0%
<b>DEPARTMENTAL INFORMA</b>	140	1%	12	0%	27	1%	25	1%	18	0%	20	1%	25	1%	13	0%
<b>DETAIL</b>	787	3%	84	3%	104	3%	153	4%	117	3%	142	4%	114	3%	73	2%
<b>DISABLED MOTOR VEHICLE</b>	258	1%	37	1%	32	1%	31	1%	39	1%	43	1%	44	1%	32	1%
<b>DISORDERLY</b>	52	0%	9	0%	8	0%	7	0%	5	0%	4	0%	11	0%	8	0%
<b>DISTURBANCE</b>	778	3%	125	4%	102	3%	100	3%	96	3%	116	3%	117	3%	122	3%

	Total		Sun		Mon		Tue		Wed		Thu		Fri		Sat	
<b>DOA AND BODY FOUND</b>	10	0%	1	0%	0	0%	1	0%	3	0%	3	0%	1	0%	1	0%
<b>DOMESTIC</b>	222	1%	45	1%	29	1%	25	1%	26	1%	25	1%	37	1%	35	1%
<b>DRUG ARREST</b>	43	0%	3	0%	3	0%	7	0%	5	0%	4	0%	12	0%	9	0%
<b>DRUG INVESTIGATION</b>	40	0%	2	0%	6	0%	8	0%	15	0%	3	0%	5	0%	1	0%
<b>EQUIPMENT FAILURE/MALF</b>	3	0%	0	0%	3	0%	0	0%	0	0%	0	0%	0	0%	0	0%
<b>ERRANDS</b>	3	0%	0	0%	1	0%	0	0%	0	0%	0	0%	2	0%	0	0%
<b>ERRATIC DRIVER</b>	129	1%	20	1%	10	0%	6	0%	19	1%	24	1%	18	0%	32	1%
<b>ESCORT</b>	18	0%	3	0%	0	0%	1	0%	4	0%	4	0%	2	0%	4	0%
<b>FAMILY DISTURBANCE</b>	1	0%	0	0%	0	0%	0	0%	0	0%	0	0%	1	0%	0	0%
<b>FAMILY TROUBLE</b>	116	0%	27	1%	17	0%	16	0%	6	0%	15	0%	17	0%	18	1%
<b>FIGHT- DISTURBANCE</b>	179	1%	24	1%	19	1%	31	1%	23	1%	25	1%	29	1%	28	1%
<b>FIRE CALL-CARBON MON-I</b>	8	0%	3	0%	2	0%	1	0%	0	0%	0	0%	1	0%	1	0%
<b>FIRE CALL-CARBON MONO</b>	35	0%	9	0%	8	0%	5	0%	2	0%	2	0%	4	0%	5	0%
<b>FIRE CALL-COOKING</b>	11	0%	2	0%	1	0%	1	0%	0	0%	1	0%	1	0%	5	0%
<b>FIRE CALL-ELEVATOR RES</b>	31	0%	7	0%	4	0%	4	0%	4	0%	4	0%	3	0%	5	0%
<b>FIRE CALL-FIRE ALARM</b>	174	1%	33	1%	32	1%	21	1%	20	1%	22	1%	28	1%	18	1%
<b>FIRE CALL-GENERAL</b>	71	0%	17	1%	10	0%	13	0%	5	0%	9	0%	9	0%	8	0%
<b>FIRE CALL-GRASS</b>	3	0%	0	0%	1	0%	0	0%	1	0%	0	0%	0	0%	1	0%
<b>FIRE CALL-HAZMAT</b>	3	0%	0	0%	1	0%	1	0%	0	0%	0	0%	1	0%	0	0%
<b>FIRE CALL-MUTUAL AID</b>	5	0%	1	0%	1	0%	2	0%	0	0%	0	0%	0	0%	1	0%
<b>FIRE CALL-ODOR INV/INSID</b>	34	0%	6	0%	4	0%	4	0%	5	0%	6	0%	5	0%	4	0%
<b>FIRE CALL-ODOR INV/OUTS</b>	21	0%	3	0%	3	0%	3	0%	3	0%	0	0%	6	0%	3	0%
<b>FIRE CALL-STRUCTURE FIR</b>	24	0%	3	0%	2	0%	4	0%	5	0%	3	0%	2	0%	5	0%
<b>FIRE CALL-UTILITIES</b>	39	0%	5	0%	11	0%	11	0%	3	0%	5	0%	2	0%	2	0%

	Total		Sun		Mon		Tue		Wed		Thu		Fri		Sat	
<b>FIRE CALL-VEH FIRE/INSIDE</b>	1	0%	0	0%	1	0%	0	0%	0	0%	0	0%	0	0%	0	0%
<b>FIRE CALL-VEH FIRE/OUTS</b>	10	0%	1	0%	1	0%	3	0%	0	0%	2	0%	2	0%	1	0%
<b>FOLLOW UP</b>	1	0%	0	0%	0	0%	0	0%	0	0%	0	0%	1	0%	0	0%
<b>FOLLOW UP INVESTIGATIO</b>	201	1%	23	1%	42	1%	28	1%	31	1%	25	1%	31	1%	21	1%
<b>FRAUD</b>	82	0%	5	0%	14	0%	10	0%	17	0%	16	0%	13	0%	7	0%
<b>FUEL</b>	2	0%	0	0%	0	0%	0	0%	1	0%	1	0%	0	0%	0	0%
<b>GUARDIAN CALL - WELFAR</b>	4	0%	3	0%	0	0%	0	0%	0	0%	0	0%	1	0%	0	0%
<b>HARASSING-COMMUNICAT</b>	143	1%	12	0%	23	1%	27	1%	26	1%	27	1%	15	0%	13	0%
<b>HIGH WATER</b>	1	0%	0	0%	0	0%	0	0%	0	0%	0	0%	0	0%	1	0%
<b>HIT CONFIRMATION</b>	680	3%	66	2%	100	3%	109	3%	113	3%	109	3%	101	3%	82	2%
<b>HITCH-HIKING</b>	1	0%	0	0%	0	0%	0	0%	0	0%	0	0%	0	0%	1	0%
<b>HOUSE WATCH</b>	43	0%	3	0%	4	0%	6	0%	8	0%	10	0%	7	0%	5	0%
<b>IDENTITY THEFT</b>	39	0%	1	0%	5	0%	9	0%	8	0%	5	0%	9	0%	2	0%
<b>ILLEGAL DUMPING</b>	5	0%	0	0%	0	0%	0	0%	2	0%	0	0%	3	0%	0	0%
<b>INJURY TO OFFICER</b>	4	0%	1	0%	0	0%	1	0%	0	0%	1	0%	0	0%	1	0%
<b>JUVENILE DIVERSION</b>	11	0%	1	0%	1	0%	1	0%	4	0%	3	0%	1	0%	0	0%
<b>JUVENILE-RUNAWAY</b>	19	0%	2	0%	1	0%	2	0%	1	0%	4	0%	8	0%	1	0%
<b>K9-CALL OUT</b>	2	0%	0	0%	0	0%	0	0%	0	0%	1	0%	1	0%	0	0%
<b>LAST OUT</b>	61	0%	5	0%	15	0%	14	0%	14	0%	4	0%	7	0%	2	0%
<b>LEADS - ENTRY</b>	2,052	8%	208	7%	245	7%	307	9%	367	10%	362	10%	278	7%	285	8%
<b>LEADS - REMOVAL</b>	954	4%	55	2%	170	5%	180	5%	163	4%	161	4%	136	4%	89	3%
<b>LINES DOWN</b>	6	0%	0	0%	2	0%	2	0%	2	0%	0	0%	0	0%	0	0%
<b>LOCK-OUT HOUSE</b>	26	0%	6	0%	6	0%	3	0%	3	0%	3	0%	3	0%	2	0%
<b>LOCK-OUT VEHICLE</b>	538	2%	68	2%	72	2%	80	2%	58	2%	89	2%	89	2%	82	2%

	Total		Sun		Mon		Tue		Wed		Thu		Fri		Sat	
LUNCH/OFFICER	3	0%	0	0%	1	0%	1	0%	0	0%	1	0%	0	0%	0	0%
MENACING	2	0%	1	0%	1	0%	0	0%	0	0%	0	0%	0	0%	0	0%
MISSING JUVENILE	120	0%	22	1%	13	0%	15	0%	21	1%	17	0%	17	0%	15	0%
MISSING PERSON	31	0%	4	0%	6	0%	7	0%	2	0%	5	0%	0	0%	7	0%
MUTUAL AID, GIVEN	15	0%	3	0%	2	0%	2	0%	2	0%	5	0%	1	0%	0	0%
MUTUAL AID, REQUESTED	8	0%	1	0%	2	0%	1	0%	2	0%	2	0%	0	0%	0	0%
MVA	366	1%	36	1%	57	2%	52	2%	49	1%	47	1%	64	2%	61	2%
MVA - DEER	7	0%	0	0%	1	0%	0	0%	2	0%	2	0%	0	0%	2	0%
MVA - HIT SKIP	75	0%	11	0%	9	0%	9	0%	12	0%	11	0%	15	0%	8	0%
MVA - INJURY	22	0%	3	0%	4	0%	2	0%	3	0%	5	0%	1	0%	4	0%
MVA-PEDESTRIAN	5	0%	0	0%	3	0%	1	0%	0	0%	0	0%	1	0%	0	0%
MVA-PRIVATE PROPERTY	78	0%	8	0%	18	1%	6	0%	9	0%	7	0%	16	0%	14	0%
NEIGHBOR TROUBLE	83	0%	9	0%	12	0%	11	0%	18	0%	10	0%	10	0%	13	0%
NOISE COMPLAINT	640	3%	141	4%	65	2%	63	2%	52	1%	58	2%	98	3%	163	5%
NON SUFFICIENT FUNDS CH	1	0%	0	0%	0	0%	0	0%	1	0%	0	0%	0	0%	0	0%
NOTIFICATION	160	1%	11	0%	20	1%	22	1%	34	1%	23	1%	28	1%	22	1%
OFF DUTY DETAIL	202	1%	5	0%	40	1%	33	1%	29	1%	24	1%	34	1%	37	1%
ON THE AIR	5	0%	0	0%	0	0%	0	0%	3	0%	1	0%	1	0%	0	0%
OPEN BURNING	14	0%	2	0%	3	0%	2	0%	2	0%	1	0%	4	0%	0	0%
OPEN CONTAINER	5	0%	0	0%	0	0%	1	0%	1	0%	0	0%	2	0%	1	0%
OPEN DOOR	49	0%	7	0%	8	0%	9	0%	3	0%	4	0%	10	0%	8	0%
OUT OF THE VILLAGE	1	0%	0	0%	0	0%	0	0%	0	0%	1	0%	0	0%	0	0%
OVERDOSE	8	0%	1	0%	2	0%	1	0%	2	0%	1	0%	0	0%	1	0%
PARKING COMPLAINT	397	2%	56	2%	51	1%	52	2%	55	2%	65	2%	50	1%	68	2%

	Total		Sun		Mon		Tue		Wed		Thu		Fri		Sat	
<b>PARKING PERMISSION</b>	989	4%	190	6%	119	3%	103	3%	119	3%	133	4%	148	4%	177	5%
<b>PARKING VIOLATION</b>	48	0%	6	0%	9	0%	6	0%	3	0%	9	0%	7	0%	8	0%
<b>PHONE MESSAGE</b>	282	1%	22	1%	36	1%	38	1%	47	1%	54	1%	47	1%	38	1%
<b>PORTABLE</b>	2	0%	0	0%	0	0%	1	0%	0	0%	0	0%	0	0%	1	0%
<b>POWER OUTAGE</b>	1	0%	0	0%	0	0%	0	0%	0	0%	0	0%	1	0%	0	0%
<b>PREMISE CHECK</b>	8	0%	1	0%	1	0%	2	0%	1	0%	0	0%	3	0%	0	0%
<b>PRINT AGENCY LOGS</b>	16	0%	2	0%	2	0%	1	0%	2	0%	3	0%	4	0%	2	0%
<b>PRISONER PICK UP</b>	32	0%	1	0%	8	0%	7	0%	3	0%	3	0%	2	0%	8	0%
<b>PRISONER RELEASE</b>	1	0%	0	0%	0	0%	1	0%	0	0%	0	0%	0	0%	0	0%
<b>PRISONER TRANSPORT</b>	10	0%	3	0%	1	0%	1	0%	1	0%	2	0%	1	0%	1	0%
<b>PROPERTY - FOUND</b>	86	0%	11	0%	8	0%	8	0%	18	0%	18	0%	12	0%	11	0%
<b>PROPERTY - LOST</b>	35	0%	1	0%	6	0%	8	0%	3	0%	11	0%	1	0%	5	0%
<b>PROPERTY DAMAGE</b>	31	0%	5	0%	4	0%	1	0%	6	0%	5	0%	6	0%	4	0%
<b>PROTECTION ORDER VIOLA</b>	8	0%	0	0%	1	0%	3	0%	1	0%	0	0%	3	0%	0	0%
<b>PURSUIT</b>	14	0%	0	0%	0	0%	1	0%	1	0%	3	0%	4	0%	5	0%
<b>RECEIVE STOLEN PROPER</b>	4	0%	0	0%	1	0%	1	0%	0	0%	2	0%	0	0%	0	0%
<b>RECORD CHECKS</b>	126	1%	4	0%	25	1%	31	1%	28	1%	14	0%	11	0%	13	0%
<b>RECOVERED PROPERTY</b>	6	0%	0	0%	2	0%	1	0%	0	0%	2	0%	1	0%	0	0%
<b>RECOVERED STOLEN VEH</b>	1	0%	0	0%	1	0%	0	0%	0	0%	0	0%	0	0%	0	0%
<b>REGISTRATION CHECK</b>	67	0%	1	0%	10	0%	15	0%	13	0%	18	0%	7	0%	3	0%
<b>REPOSSESSION</b>	278	1%	23	1%	21	1%	41	1%	62	2%	50	1%	45	1%	36	1%
<b>ROAD CLOSED</b>	6	0%	0	0%	0	0%	0	0%	1	0%	1	0%	3	0%	1	0%
<b>ROAD HAZARD</b>	48	0%	4	0%	7	0%	8	0%	10	0%	4	0%	9	0%	6	0%
<b>ROBBERY</b>	37	0%	9	0%	2	0%	4	0%	5	0%	9	0%	6	0%	2	0%



	Total		Sun		Mon		Tue		Wed		Thu		Fri		Sat	
ROLL CALL	1	0%	0	0%	0	0%	0	0%	1	0%	0	0%	0	0%	0	0%
SCHOOL DETAIL	1	0%	0	0%	1	0%	0	0%	0	0%	0	0%	0	0%	0	0%
SEARCH WARRANT	6	0%	0	0%	1	0%	1	0%	0	0%	3	0%	1	0%	0	0%
SERVING CITATION	1	0%	1	0%	0	0%	0	0%	0	0%	0	0%	0	0%	0	0%
SEX OFFENSE	10	0%	2	0%	0	0%	1	0%	1	0%	1	0%	5	0%	0	0%
SHIFT CALL IN	195	1%	25	1%	33	1%	28	1%	29	1%	26	1%	33	1%	21	1%
SHOPLIFTING	59	0%	6	0%	13	0%	7	0%	6	0%	14	0%	7	0%	6	0%
SHOTS FIRED	85	0%	15	0%	11	0%	5	0%	9	0%	20	1%	12	0%	13	0%
SOLICITING	26	0%	6	0%	4	0%	3	0%	1	0%	6	0%	4	0%	2	0%
SPECIAL ATTENTION	537	2%	48	2%	70	2%	64	2%	92	3%	111	3%	83	2%	69	2%
SPECIAL ATTENTION CHEC	58	0%	1	0%	13	0%	12	0%	11	0%	10	0%	9	0%	2	0%
SQUAD CALL-1-GENERAL-B	1,255	5%	160	5%	191	5%	167	5%	195	5%	181	5%	188	5%	173	5%
SQUAD CALL-2-GENERAL-A	958	4%	143	5%	154	4%	111	3%	131	4%	136	4%	171	4%	112	3%
SQUAD CALL-3-LIFT ASSIST	106	0%	17	1%	10	0%	15	0%	17	0%	19	1%	13	0%	15	0%
SQUAD CALL-4-MUTUAL AI	6	0%	3	0%	1	0%	0	0%	0	0%	1	0%	1	0%	0	0%
SQUAD CALL-5-MVA	18	0%	2	0%	4	0%	1	0%	2	0%	1	0%	5	0%	3	0%
SQUAD CALL-6-FULL ARRE	6	0%	1	0%	0	0%	2	0%	0	0%	0	0%	2	0%	1	0%
SQUAD CALL-7-CHOKING	2	0%	0	0%	0	0%	0	0%	0	0%	0	0%	1	0%	1	0%
STATION HOUSE REPORT	51	0%	0	0%	11	0%	7	0%	12	0%	7	0%	7	0%	7	0%
STOLEN VEHICLE	105	0%	15	0%	14	0%	11	0%	19	1%	21	1%	14	0%	11	0%
SUBPOENAS SERVED	1	0%	0	0%	0	0%	0	0%	0	0%	1	0%	0	0%	0	0%
SUICIDE/SUICIDAL	61	0%	5	0%	12	0%	9	0%	8	0%	7	0%	12	0%	8	0%
SUSPICION	1,038	4%	150	5%	135	4%	152	4%	138	4%	143	4%	173	4%	147	4%
SWAT CALL OUT	1	0%	0	0%	0	0%	1	0%	0	0%	0	0%	0	0%	0	0%

	Total		Sun		Mon		Tue		Wed		Thu		Fri		Sat	
<b>THEFT-FREE TEXT</b>	475	2%	50	2%	74	2%	70	2%	74	2%	74	2%	84	2%	49	1%
<b>THREATS</b>	169	1%	20	1%	22	1%	24	1%	36	1%	24	1%	22	1%	21	1%
<b>TOW - RELEASE</b>	63	0%	1	0%	12	0%	8	0%	19	1%	6	0%	13	0%	4	0%
<b>TOW-AUTO TOW</b>	77	0%	6	0%	9	0%	9	0%	21	1%	17	0%	12	0%	3	0%
<b>TRAFFIC ALTERCATION</b>	5	0%	1	0%	1	0%	1	0%	0	0%	1	0%	0	0%	1	0%
<b>TRAFFIC COMPLAINT</b>	145	1%	26	1%	19	1%	14	0%	15	0%	23	1%	26	1%	22	1%
<b>TRAFFIC CONTROL DEVICE</b>	10	0%	0	0%	1	0%	2	0%	2	0%	2	0%	2	0%	1	0%
<b>TRAFFIC DETAIL</b>	9	0%	0	0%	3	0%	2	0%	0	0%	3	0%	1	0%	0	0%
<b>TRAFFIC STOP</b>	1,340	5%	191	6%	153	4%	122	4%	174	5%	178	5%	226	6%	296	8%
<b>TRAINING</b>	12	0%	1	0%	3	0%	2	0%	3	0%	1	0%	2	0%	0	0%
<b>TRASH COMPLAINT</b>	5	0%	2	0%	1	0%	1	0%	0	0%	0	0%	0	0%	1	0%
<b>TREE DOWN</b>	3	0%	0	0%	0	0%	1	0%	0	0%	1	0%	1	0%	0	0%
<b>TRESPASSING</b>	147	1%	24	1%	14	0%	21	1%	22	1%	26	1%	22	1%	18	1%
<b>UNAUTHORIZED USE</b>	26	0%	0	0%	8	0%	2	0%	6	0%	4	0%	5	0%	1	0%
<b>UNRULY JUVENILE</b>	115	0%	9	0%	25	1%	19	1%	22	1%	8	0%	12	0%	20	1%
<b>UNWANTED GUEST</b>	238	1%	36	1%	32	1%	38	1%	36	1%	34	1%	36	1%	26	1%
<b>UTILITIES-PUBLIC</b>	51	0%	5	0%	5	0%	6	0%	6	0%	10	0%	9	0%	10	0%
<b>VANDALISM</b>	49	0%	10	0%	10	0%	6	0%	6	0%	6	0%	8	0%	3	0%
<b>VEHICLE MAINTENANCE/W</b>	31	0%	2	0%	9	0%	4	0%	3	0%	3	0%	5	0%	5	0%
<b>WARRANT SERVICE-ARRES</b>	101	0%	14	0%	18	1%	13	0%	13	0%	20	1%	15	0%	8	0%
<b>WELFARE CHECK</b>	485	2%	74	2%	73	2%	66	2%	58	2%	82	2%	72	2%	60	2%

**EUCLID POLICE DEPARTMENT**

**PERSONNEL**

July 2015

**POLICE OFFICERS**

**NUMBER OF PERSONNEL**

Chief	1
Captain - Executive	0
Captains	4
Lieutenants	5
Sergeants	9
Uniform Police Officers	56
Police Officers Assigned to Plain Clothes	15
<b>TOTAL REGULAR OFFICERS</b>	<b>90</b>
Warrant Officers (part-time)	2

**CIVILIAN PERSONNEL**

Secretaries: Chief of Police (part-time)	1
Executive Officer	0
Narcotics and Vice (part-time)	1
Detective Bureau (full-time)	1
Detective Bureau (part-time)	1
Administrative Secretary (part-time)	0
Record Room / Communications : Supervisor	0
Record Room Clerks (full-time)	3
Record Room Clerks (part-time)	2
Administrative Assistant	1
Administrative Assistant (part-time)	1
Computer Coordinator	0
Community Policing Specialist (part-time)	1
Community Policing Outreach Specialist (part-time)	1
Community Policing Education Specialist (part-time)	1
Evidence/Property Technician (part-time)	2
Animal Control: Animal Control Officers	1
Animal Control Officer (part-time)	0
Kennelman (part-time)	0
Secretary (full-time)	0
School Guards (part-time)	9
Custodian (part-time)	1

**TOTAL CIVILIAN PERSONNEL**

**27**

# Euclid Juvenile Diversion Program

The Euclid Juvenile Diversion program is available for first time Euclid youth offenders that have committed a misdemeanor level offense in the city. If offered this option, the youth must admit to the offense and appear before our Euclid Juvenile Magistrate. If the orders of the court are satisfied, the charges are expunged from the youth's record. In some cases, we're hearing second offenses if they are still at the misdemeanor level and they are a different offense than the original.

Ongoing statistics can be requested from Kate McLaughlin, Euclid Community Policing Unit, 289-8449 or [kmclaughlin@cityofeuclid.com](mailto:kmclaughlin@cityofeuclid.com).

July, 2015		<i>This chart is a snapshot of activity relating to cases received.</i>
11	Number of first-time offenders referred to the Euclid Juvenile Diversion Program	
6	Number of youth admitted into the program	
3	Number of youth sent to Cuyahoga County Juvenile Court	
3	Number of pending cases as of this reporting date	
0	Number of no shows at court	
5	Number of youth scheduled for court next month	

