



Honorable Bill Cervenik, Mayor
Ex-Officio Director of Public Safety
City of Euclid, Ohio

President and Members of Council
City of Euclid, Ohio

It is my pleasure to forward herewith
the monthly report of the Police Department for
MAY 2015

Respectfully submitted,

A handwritten signature in cursive script that reads "Thomas Brickman".

Thomas Brickman
Chief of Police

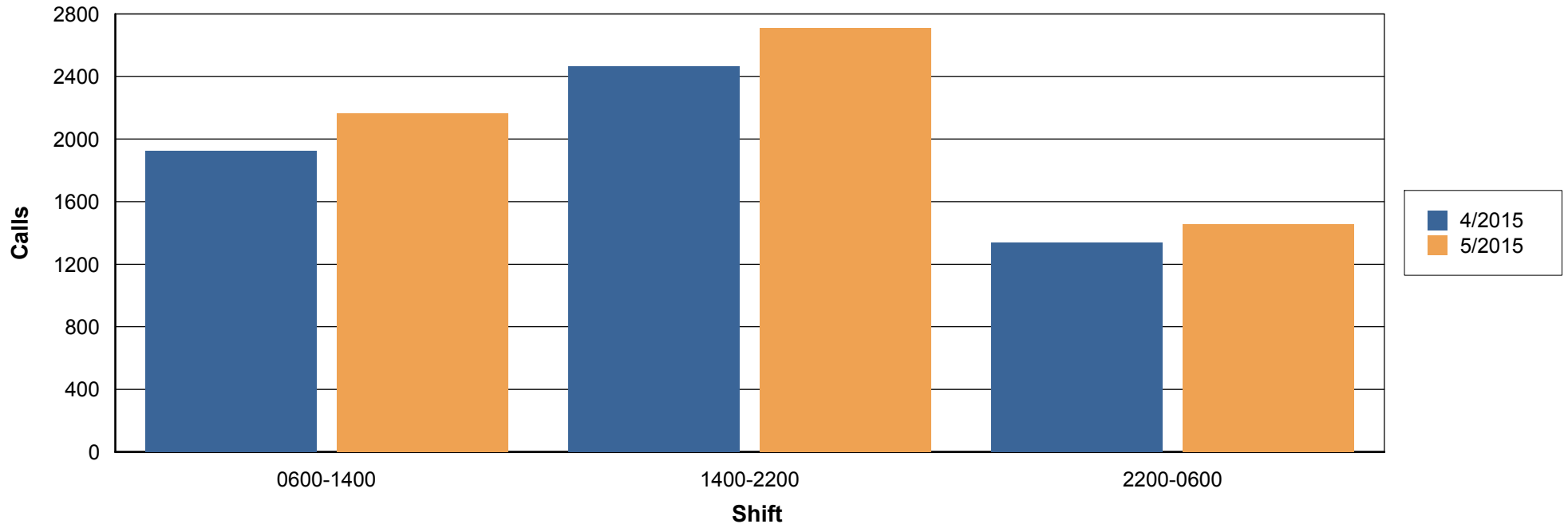
CHAGRIN VALLEY DISPATCH

Euclid Police Department CALLS RECEIVED SUMMARY *by Shift / Month / Year*

Query Dates: 4/1/2015 and 5/31/2015

Calls Received by Month and Shift

For 2015

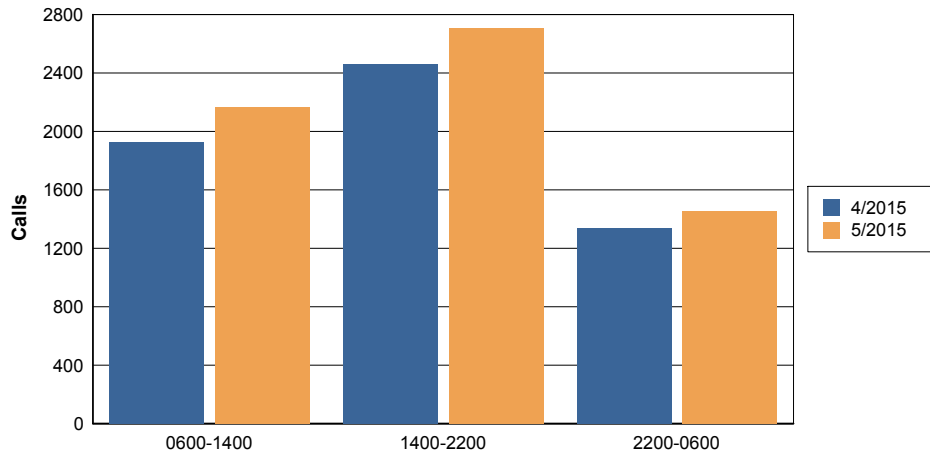


Calls Received by Month and Shift

	Total		0600-1400		1400-2200		2200-0600	
Total	12,051	100%	4,086	34%	5,172	43%	2,793	23%
4/2015	5,726	100%	1,923	34%	2,463	43%	1,340	23%
5/2015	6,325	100%	2,163	34%	2,709	43%	1,453	23%

Calls Received by Day of the Week and Shift

For 2015

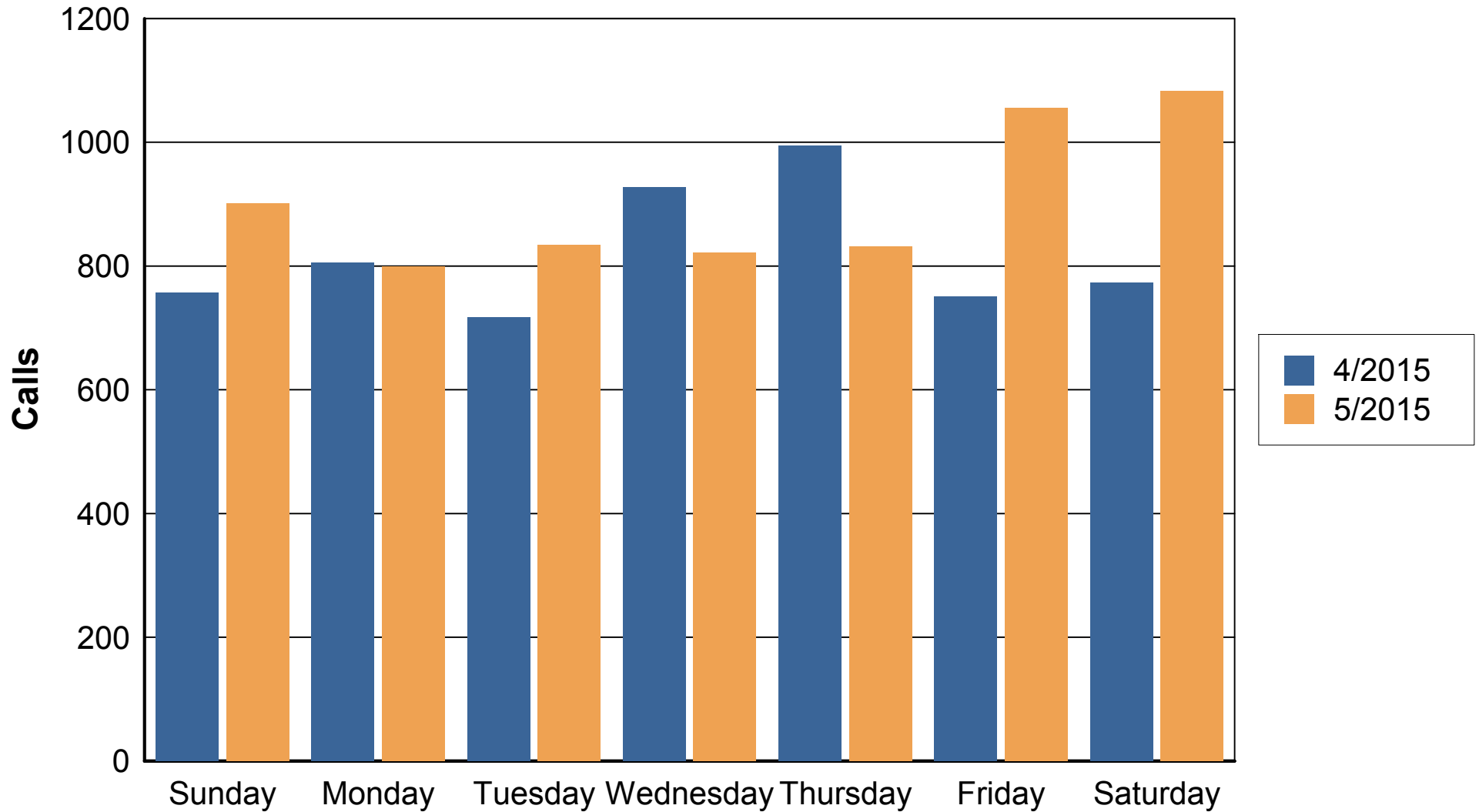


Calls Received by Day of the Week and Shift

	Total		0600-1400		1400-2200		2200-0600	
4/2015	5,726	100%	1,923	100%	2,463	100%	1,340	100%
5/2015	6,325	100%	2,163	100%	2,709	100%	1,453	100%

Calls Received by Day of Week and Month

For 2015

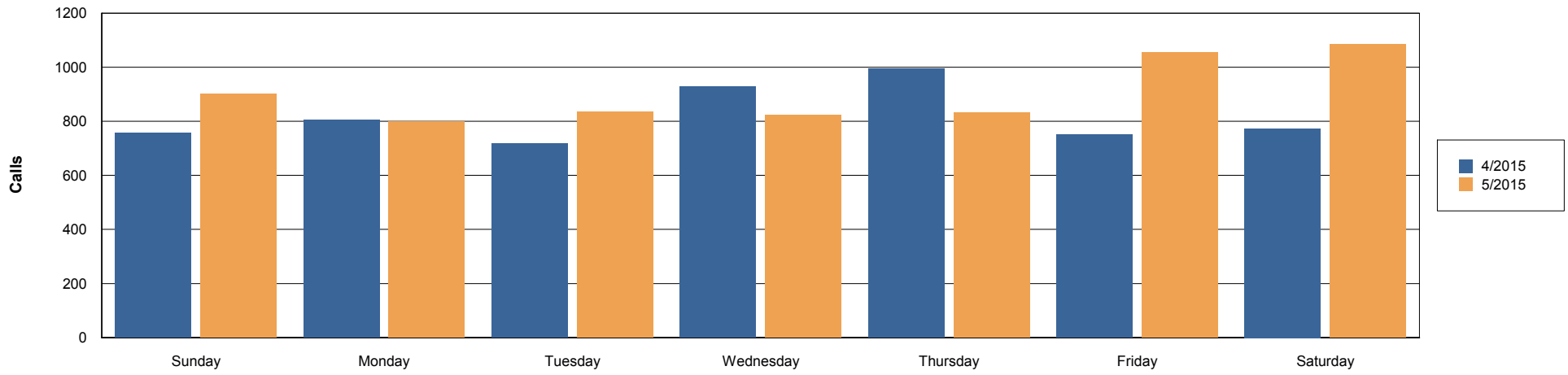


Calls Received by Month, Shift, and Day of Week

		Total		Sunday		Monday		Tuesday		Wednesday		Thursday		Friday		Saturday	
Total		12,050	100%	1,658	14%	1,604	13%	1,551	13%	1,750	15%	1,825	15%	1,806	15%	1,856	15%
4/2015	Total	5,725	100%	757	13%	805	14%	717	13%	928	16%	994	17%	751	13%	773	14%
	0600-1400	1,922	100%	216	11%	274	14%	269	14%	333	17%	347	18%	244	13%	239	12%
	1400-2200	2,463	100%	298	12%	362	15%	303	12%	407	17%	434	18%	331	13%	328	13%
	2200-0600	1,340	100%	243	18%	169	13%	145	11%	188	14%	213	16%	176	13%	206	15%
5/2015	Total	6,325	100%	901	14%	799	13%	834	13%	822	13%	831	13%	1,055	17%	1,083	17%
	0600-1400	2,163	100%	256	12%	275	13%	318	15%	311	14%	305	14%	344	16%	354	16%
	1400-2200	2,709	100%	372	14%	330	12%	330	12%	379	14%	359	13%	473	17%	466	17%
	2200-0600	1,453	100%	273	19%	194	13%	186	13%	132	9%	167	11%	238	16%	263	18%

Calls Received by Day of Week

For 2015



Calls Received by Year, Hour, and Day of Week

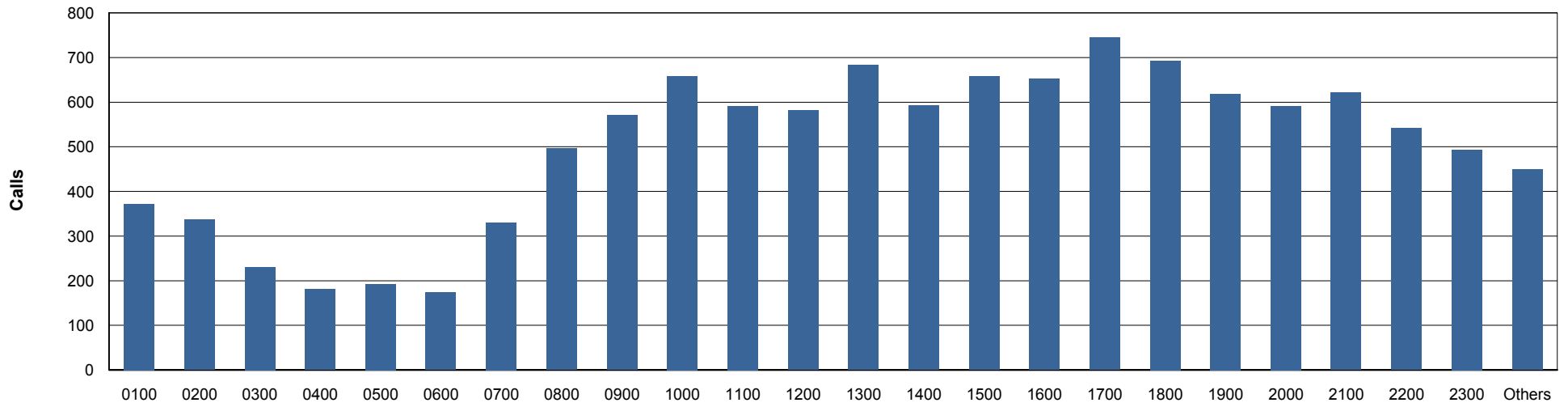
		Total	Sunday	Monday	Tuesday	Wednesday	Thursday	Friday	Saturday
4/2015	Total	5,726 100%	757 13%	805 14%	717 13%	928 16%	995 17%	751 13%	773 13%
	0000	218 100%	42 19%	29 13%	27 12%	35 16%	38 17%	13 6%	34 16%
	0100	163 100%	32 20%	19 12%	20 12%	17 10%	27 17%	27 17%	21 13%
	0200	158 100%	42 27%	13 8%	15 9%	17 11%	22 14%	22 14%	27 17%
	0300	121 100%	23 19%	13 11%	10 8%	16 13%	22 18%	20 17%	17 14%
	0400	88 100%	10 11%	16 18%	4 5%	19 22%	12 14%	15 17%	12 14%
	0500	91 100%	14 15%	13 14%	10 11%	20 22%	14 15%	10 11%	10 11%
	0600	72 100%	8 11%	7 10%	15 21%	7 10%	21 29%	7 10%	7 10%
	0700	154 100%	16 10%	28 18%	21 14%	18 12%	27 18%	26 17%	18 12%
	0800	219 100%	22 10%	35 16%	34 16%	34 16%	42 19%	24 11%	28 13%
	0900	258 100%	28 11%	38 15%	37 14%	46 18%	49 19%	29 11%	31 12%
	1000	320 100%	40 13%	50 16%	43 13%	59 18%	52 16%	38 12%	38 12%
	1100	281 100%	34 12%	33 12%	39 14%	51 18%	43 15%	41 15%	40 14%
	1200	277 100%	31 11%	33 12%	36 13%	55 20%	54 19%	42 15%	26 9%
	1300	341 100%	37 11%	50 15%	44 13%	63 18%	59 17%	37 11%	51 15%
	1400	294 100%	35 12%	54 18%	34 12%	43 15%	51 17%	39 13%	38 13%
	1500	305 100%	31 10%	53 17%	44 14%	56 18%	51 17%	30 10%	40 13%
	1600	311 100%	38 12%	46 15%	33 11%	47 15%	66 21%	42 14%	39 13%
	1700	361 100%	32 9%	48 13%	53 15%	68 19%	65 18%	55 15%	40 11%
	1800	337 100%	50 15%	46 14%	35 10%	58 17%	59 18%	43 13%	46 14%
1900	294 100%	45 15%	40 14%	36 12%	46 16%	42 14%	38 13%	47 16%	
2000	280 100%	38 14%	36 13%	33 12%	43 15%	55 20%	38 14%	37 13%	
2100	281 100%	29 10%	39 14%	35 12%	46 16%	45 16%	46 16%	41 15%	

		Total	Sunday	Monday	Tuesday	Wednesday	Thursday	Friday	Saturday
4/2015	2200	272 100%	43 16%	32 12%	32 12%	38 14%	39 14%	43 16%	45 17%
	2300	230 100%	37 16%	34 15%	27 12%	26 11%	40 17%	26 11%	40 17%
5/2015	Total	6,326 100%	901 14%	799 13%	834 13%	822 13%	831 13%	1,055 17%	1,084 17%
	0000	227 100%	53 23%	21 9%	36 16%	14 6%	21 9%	45 20%	37 16%
	0100	209 100%	40 19%	29 14%	25 12%	20 10%	18 9%	26 12%	51 24%
	0200	179 100%	38 21%	23 13%	12 7%	16 9%	27 15%	26 15%	37 21%
	0300	110 100%	22 20%	18 16%	20 18%	6 5%	8 7%	13 12%	23 21%
	0400	93 100%	15 16%	12 13%	15 16%	6 6%	13 14%	17 18%	15 16%
	0500	102 100%	19 19%	11 11%	13 13%	15 15%	11 11%	22 22%	11 11%
	0600	102 100%	25 25%	8 8%	13 13%	13 13%	8 8%	18 18%	17 17%
	0700	176 100%	20 11%	17 10%	24 14%	27 15%	29 16%	33 19%	26 15%
	0800	277 100%	28 10%	32 12%	42 15%	48 17%	44 16%	44 16%	39 14%
	0900	312 100%	39 13%	45 14%	44 14%	49 16%	44 14%	43 14%	48 15%
	1000	339 100%	35 10%	35 10%	48 14%	53 16%	54 16%	63 19%	51 15%
	1100	310 100%	39 13%	41 13%	51 16%	40 13%	33 11%	48 15%	58 19%
	1200	305 100%	39 13%	42 14%	49 16%	32 10%	47 15%	41 13%	55 18%
	1300	342 100%	31 9%	55 16%	47 14%	49 14%	46 13%	54 16%	60 18%
	1400	299 100%	41 14%	32 11%	40 13%	50 17%	36 12%	56 19%	44 15%
	1500	352 100%	42 12%	43 12%	56 16%	46 13%	47 13%	66 19%	52 15%
	1600	341 100%	38 11%	50 15%	52 15%	47 14%	39 11%	62 18%	53 16%
	1700	384 100%	44 11%	50 13%	44 11%	52 14%	59 15%	62 16%	73 19%
	1800	356 100%	48 13%	38 11%	41 12%	63 18%	47 13%	60 17%	59 17%
1900	325 100%	51 16%	37 11%	41 13%	45 14%	45 14%	44 14%	62 19%	
2000	311 100%	48 15%	35 11%	30 10%	37 12%	38 12%	61 20%	62 20%	

		Total	Sunday	Monday	Tuesday	Wednesday	Thursday	Friday	Saturday
5/2015	2100	341 100%	60 18%	45 13%	26 8%	39 11%	48 14%	62 18%	61 18%
	2200	270 100%	51 19%	42 16%	26 10%	37 14%	36 13%	43 16%	35 13%
	2300	264 100%	35 13%	38 14%	39 15%	18 7%	33 13%	46 17%	55 21%

Calls Received by Hour

For 2015



Calls Received by Month, Hour, and Day of Week

		Total	Sunday	Monday	Tuesday	Wednesday	Thursday	Friday	Saturday
Total		12,052 100%	1,658 14%	1,604 13%	1,551 13%	1,750 15%	1,826 15%	1,806 15%	1,857 15%
4/2015	Total	5,726 100%	757 13%	805 14%	717 13%	928 16%	995 17%	751 13%	773 13%
	0000	218 100%	42 19%	29 13%	27 12%	35 16%	38 17%	13 6%	34 16%
	0100	163 100%	32 20%	19 12%	20 12%	17 10%	27 17%	27 17%	21 13%
	0200	158 100%	42 27%	13 8%	15 9%	17 11%	22 14%	22 14%	27 17%
	0300	121 100%	23 19%	13 11%	10 8%	16 13%	22 18%	20 17%	17 14%
	0400	88 100%	10 11%	16 18%	4 5%	19 22%	12 14%	15 17%	12 14%
	0500	91 100%	14 15%	13 14%	10 11%	20 22%	14 15%	10 11%	10 11%
	0600	72 100%	8 11%	7 10%	15 21%	7 10%	21 29%	7 10%	7 10%
	0700	154 100%	16 10%	28 18%	21 14%	18 12%	27 18%	26 17%	18 12%
	0800	219 100%	22 10%	35 16%	34 16%	34 16%	42 19%	24 11%	28 13%
	0900	258 100%	28 11%	38 15%	37 14%	46 18%	49 19%	29 11%	31 12%
	1000	320 100%	40 13%	50 16%	43 13%	59 18%	52 16%	38 12%	38 12%
	1100	281 100%	34 12%	33 12%	39 14%	51 18%	43 15%	41 15%	40 14%
	1200	277 100%	31 11%	33 12%	36 13%	55 20%	54 19%	42 15%	26 9%
	1300	341 100%	37 11%	50 15%	44 13%	63 18%	59 17%	37 11%	51 15%
	1400	294 100%	35 12%	54 18%	34 12%	43 15%	51 17%	39 13%	38 13%
	1500	305 100%	31 10%	53 17%	44 14%	56 18%	51 17%	30 10%	40 13%
	1600	311 100%	38 12%	46 15%	33 11%	47 15%	66 21%	42 14%	39 13%
	1700	361 100%	32 9%	48 13%	53 15%	68 19%	65 18%	55 15%	40 11%
1800	337 100%	50 15%	46 14%	35 10%	58 17%	59 18%	43 13%	46 14%	
1900	294 100%	45 15%	40 14%	36 12%	46 16%	42 14%	38 13%	47 16%	

		Total	Sunday	Monday	Tuesday	Wednesday	Thursday	Friday	Saturday
4/2015	2000	280 100%	38 14%	36 13%	33 12%	43 15%	55 20%	38 14%	37 13%
	2100	281 100%	29 10%	39 14%	35 12%	46 16%	45 16%	46 16%	41 15%
	2200	272 100%	43 16%	32 12%	32 12%	38 14%	39 14%	43 16%	45 17%
	2300	230 100%	37 16%	34 15%	27 12%	26 11%	40 17%	26 11%	40 17%
5/2015	Total	6,326 100%	901 14%	799 13%	834 13%	822 13%	831 13%	1,055 17%	1,084 17%
	0000	227 100%	53 23%	21 9%	36 16%	14 6%	21 9%	45 20%	37 16%
	0100	209 100%	40 19%	29 14%	25 12%	20 10%	18 9%	26 12%	51 24%
	0200	179 100%	38 21%	23 13%	12 7%	16 9%	27 15%	26 15%	37 21%
	0300	110 100%	22 20%	18 16%	20 18%	6 5%	8 7%	13 12%	23 21%
	0400	93 100%	15 16%	12 13%	15 16%	6 6%	13 14%	17 18%	15 16%
	0500	102 100%	19 19%	11 11%	13 13%	15 15%	11 11%	22 22%	11 11%
	0600	102 100%	25 25%	8 8%	13 13%	13 13%	8 8%	18 18%	17 17%
	0700	176 100%	20 11%	17 10%	24 14%	27 15%	29 16%	33 19%	26 15%
	0800	277 100%	28 10%	32 12%	42 15%	48 17%	44 16%	44 16%	39 14%
	0900	312 100%	39 13%	45 14%	44 14%	49 16%	44 14%	43 14%	48 15%
	1000	339 100%	35 10%	35 10%	48 14%	53 16%	54 16%	63 19%	51 15%
	1100	310 100%	39 13%	41 13%	51 16%	40 13%	33 11%	48 15%	58 19%
	1200	305 100%	39 13%	42 14%	49 16%	32 10%	47 15%	41 13%	55 18%
	1300	342 100%	31 9%	55 16%	47 14%	49 14%	46 13%	54 16%	60 18%
	1400	299 100%	41 14%	32 11%	40 13%	50 17%	36 12%	56 19%	44 15%
	1500	352 100%	42 12%	43 12%	56 16%	46 13%	47 13%	66 19%	52 15%
1600	341 100%	38 11%	50 15%	52 15%	47 14%	39 11%	62 18%	53 16%	
1700	384 100%	44 11%	50 13%	44 11%	52 14%	59 15%	62 16%	73 19%	
1800	356 100%	48 13%	38 11%	41 12%	63 18%	47 13%	60 17%	59 17%	

		Total	Sunday	Monday	Tuesday	Wednesday	Thursday	Friday	Saturday
5/2015	1900	325 100%	51 16%	37 11%	41 13%	45 14%	45 14%	44 14%	62 19%
	2000	311 100%	48 15%	35 11%	30 10%	37 12%	38 12%	61 20%	62 20%
	2100	341 100%	60 18%	45 13%	26 8%	39 11%	48 14%	62 18%	61 18%
	2200	270 100%	51 19%	42 16%	26 10%	37 14%	36 13%	43 16%	35 13%
	2300	264 100%	35 13%	38 14%	39 15%	18 7%	33 13%	46 17%	55 21%

Calls Received by Call Type by Day of Week

*NOTE: These represent the calls as initially entered with the information first received by the person calling.

	Total		Sun		Mon		Tue		Wed		Thu		Fri		Sat	
Total	12,056	100%	1,659	100%	1,605	100%	1,552	100%	1,750	100%	1,826	100%	1,806	100%	1,858	100%
	4	0%	0	0%	1	0%	1	0%	0	0%	0	0%	1	0%	1	0%
911	153	1%	26	2%	25	2%	16	1%	20	1%	22	1%	16	1%	28	2%
911 HANG UP	28	0%	1	0%	2	0%	7	0%	3	0%	2	0%	8	0%	5	0%
ABANDONED VEHICLE	18	0%	0	0%	2	0%	4	0%	4	0%	5	0%	3	0%	0	0%
ALARM DROP	539	4%	74	4%	76	5%	62	4%	74	4%	81	4%	92	5%	80	4%
ALARM TEST	33	0%	0	0%	7	0%	8	1%	10	1%	4	0%	4	0%	0	0%
ANIMAL- MISC.	232	2%	39	2%	44	3%	24	2%	19	1%	24	1%	36	2%	46	2%
ANIMAL WARDEN DISPATC	4	0%	0	0%	0	0%	0	0%	0	0%	2	0%	2	0%	0	0%
ARSON	1	0%	0	0%	0	0%	0	0%	0	0%	1	0%	0	0%	0	0%
ASSAULT	101	1%	12	1%	14	1%	12	1%	14	1%	19	1%	16	1%	14	1%
ASSIST-GENERAL	172	1%	28	2%	25	2%	24	2%	20	1%	24	1%	25	1%	26	1%
ASSIST-OTHER DEPT	45	0%	8	0%	2	0%	5	0%	4	0%	9	0%	8	0%	9	0%
ATTEMPT TO LOCATE	14	0%	2	0%	1	0%	3	0%	2	0%	1	0%	2	0%	3	0%
ATTEMPTED MURDER	1	0%	0	0%	0	0%	1	0%	0	0%	0	0%	0	0%	0	0%
AUTO REPO	5	0%	0	0%	0	0%	0	0%	0	0%	2	0%	3	0%	0	0%
BREAKING AND ENTERING	26	0%	6	0%	5	0%	2	0%	2	0%	6	0%	4	0%	1	0%
BROADCAST	6	0%	2	0%	0	0%	0	0%	0	0%	1	0%	1	0%	2	0%
BURGLARY	50	0%	5	0%	9	1%	6	0%	7	0%	5	0%	8	0%	10	1%
BUSINESS CHECK	3	0%	1	0%	1	0%	0	0%	0	0%	1	0%	0	0%	0	0%
CALL BOX CALL	9	0%	1	0%	5	0%	0	0%	0	0%	0	0%	2	0%	1	0%

	Total		Sun		Mon		Tue		Wed		Thu		Fri		Sat	
CHILD ABUSE-REPORTED	6	0%	0	0%	1	0%	0	0%	3	0%	2	0%	0	0%	0	0%
CIVIL MATTER	18	0%	3	0%	2	0%	1	0%	5	0%	1	0%	4	0%	2	0%
COMPLAINTS-GENERAL	163	1%	20	1%	15	1%	22	1%	21	1%	29	2%	35	2%	21	1%
COMPLAINTS-JUVENILE	115	1%	16	1%	15	1%	6	0%	23	1%	17	1%	23	1%	15	1%
COUNTERFEITING	9	0%	2	0%	1	0%	2	0%	2	0%	2	0%	0	0%	0	0%
COURT	31	0%	0	0%	4	0%	4	0%	8	0%	12	1%	3	0%	0	0%
CRIMINAL DAMAGE	15	0%	0	0%	3	0%	4	0%	3	0%	1	0%	1	0%	3	0%
CRIMINAL MISCHIEF	10	0%	4	0%	0	0%	2	0%	1	0%	1	0%	1	0%	1	0%
CUSTODY DISPUTE	29	0%	4	0%	5	0%	2	0%	3	0%	5	0%	4	0%	6	0%
DAMAGE TO PROPERTY	32	0%	4	0%	9	1%	3	0%	4	0%	4	0%	6	0%	2	0%
DAMAGE TO VEHICLE	25	0%	2	0%	2	0%	5	0%	2	0%	5	0%	4	0%	5	0%
DEBRIS ON STREET	25	0%	1	0%	4	0%	2	0%	4	0%	5	0%	2	0%	7	0%
DEER KILL	4	0%	1	0%	0	0%	0	0%	0	0%	1	0%	2	0%	0	0%
DEPARTMENTAL INFORMA	72	1%	5	0%	12	1%	16	1%	9	1%	11	1%	14	1%	5	0%
DETAIL	431	4%	46	3%	50	3%	80	5%	64	4%	86	5%	60	3%	45	2%
DISABLED MOTOR VEHICLE	119	1%	19	1%	14	1%	14	1%	13	1%	22	1%	22	1%	15	1%
DISORDERLY	30	0%	5	0%	5	0%	5	0%	1	0%	2	0%	8	0%	4	0%
DISTURBANCE	398	3%	73	4%	51	3%	48	3%	47	3%	59	3%	62	3%	58	3%
DOA AND BODY FOUND	3	0%	1	0%	0	0%	0	0%	2	0%	0	0%	0	0%	0	0%
DOMESTIC	122	1%	24	1%	19	1%	15	1%	13	1%	11	1%	16	1%	24	1%
DRUG ARREST	27	0%	1	0%	2	0%	5	0%	3	0%	2	0%	7	0%	7	0%
DRUG INVESTIGATION	27	0%	1	0%	4	0%	7	0%	8	0%	2	0%	4	0%	1	0%
ERRANDS	1	0%	0	0%	0	0%	0	0%	0	0%	0	0%	1	0%	0	0%
ERRATIC DRIVER	65	1%	10	1%	3	0%	4	0%	9	1%	14	1%	11	1%	14	1%

	Total		Sun		Mon		Tue		Wed		Thu		Fri		Sat	
ESCORT	13	0%	2	0%	0	0%	1	0%	3	0%	3	0%	0	0%	4	0%
FAMILY DISTURBANCE	1	0%	0	0%	0	0%	0	0%	0	0%	0	0%	1	0%	0	0%
FAMILY TROUBLE	66	1%	19	1%	6	0%	8	1%	4	0%	8	0%	10	1%	11	1%
FIGHT- DISTURBANCE	94	1%	8	0%	7	0%	14	1%	16	1%	16	1%	16	1%	17	1%
FIRE CALL-CARBON MON-I	3	0%	2	0%	0	0%	0	0%	0	0%	0	0%	0	0%	1	0%
FIRE CALL-CARBON MONO	17	0%	5	0%	3	0%	2	0%	0	0%	1	0%	3	0%	3	0%
FIRE CALL-COOKING	4	0%	1	0%	0	0%	1	0%	0	0%	1	0%	0	0%	1	0%
FIRE CALL-ELEVATOR RES	12	0%	6	0%	2	0%	1	0%	0	0%	1	0%	0	0%	2	0%
FIRE CALL-FIRE ALARM	86	1%	20	1%	18	1%	10	1%	11	1%	12	1%	8	0%	7	0%
FIRE CALL-GENERAL	35	0%	12	1%	6	0%	4	0%	0	0%	6	0%	3	0%	4	0%
FIRE CALL-GRASS	3	0%	0	0%	1	0%	0	0%	1	0%	0	0%	0	0%	1	0%
FIRE CALL-HAZMAT	1	0%	0	0%	1	0%	0	0%	0	0%	0	0%	0	0%	0	0%
FIRE CALL-MUTUAL AID	1	0%	0	0%	0	0%	1	0%	0	0%	0	0%	0	0%	0	0%
FIRE CALL-ODOR INV/INSID	20	0%	3	0%	3	0%	3	0%	2	0%	3	0%	3	0%	3	0%
FIRE CALL-ODOR INV/OUTS	9	0%	3	0%	1	0%	0	0%	0	0%	0	0%	3	0%	2	0%
FIRE CALL-STRUCTURE FIR	15	0%	2	0%	1	0%	2	0%	3	0%	2	0%	1	0%	4	0%
FIRE CALL-UTILITIES	21	0%	4	0%	7	0%	6	0%	1	0%	2	0%	1	0%	0	0%
FIRE CALL-VEH FIRE/OUTS	6	0%	1	0%	1	0%	1	0%	0	0%	0	0%	2	0%	1	0%
FOLLOW UP INVESTIGATIO	90	1%	15	1%	18	1%	9	1%	12	1%	14	1%	12	1%	10	1%
FRAUD	38	0%	4	0%	4	0%	3	0%	8	0%	8	0%	7	0%	4	0%
FUEL	2	0%	0	0%	0	0%	0	0%	1	0%	1	0%	0	0%	0	0%
GUARDIAN CALL - WELFAR	1	0%	0	0%	0	0%	0	0%	0	0%	0	0%	1	0%	0	0%
HARASSING-COMMUNICAT	56	0%	3	0%	6	0%	13	1%	6	0%	11	1%	8	0%	9	0%
HIGH WATER	1	0%	0	0%	0	0%	0	0%	0	0%	0	0%	0	0%	1	0%

	Total		Sun		Mon		Tue		Wed		Thu		Fri		Sat	
HIT CONFIRMATION	313	3%	28	2%	45	3%	48	3%	51	3%	50	3%	53	3%	38	2%
HITCH-HIKING	1	0%	0	0%	0	0%	0	0%	0	0%	0	0%	0	0%	1	0%
HOUSE WATCH	20	0%	1	0%	1	0%	3	0%	3	0%	6	0%	4	0%	2	0%
IDENTITY THEFT	29	0%	1	0%	5	0%	7	0%	6	0%	3	0%	6	0%	1	0%
ILLEGAL DUMPING	2	0%	0	0%	0	0%	0	0%	2	0%	0	0%	0	0%	0	0%
INJURY TO OFFICER	3	0%	1	0%	0	0%	1	0%	0	0%	0	0%	0	0%	1	0%
JUVENILE DIVERSION	10	0%	1	0%	1	0%	1	0%	3	0%	3	0%	1	0%	0	0%
JUVENILE-RUNAWAY	10	0%	1	0%	0	0%	0	0%	1	0%	4	0%	3	0%	1	0%
K9-CALL OUT	2	0%	0	0%	0	0%	0	0%	0	0%	1	0%	1	0%	0	0%
LAST OUT	33	0%	3	0%	10	1%	4	0%	12	1%	1	0%	2	0%	1	0%
LEADS - ENTRY	1,183	10%	136	8%	147	9%	162	10%	217	12%	186	10%	148	8%	187	10%
LEADS - REMOVAL	441	4%	30	2%	74	5%	74	5%	79	5%	76	4%	60	3%	48	3%
LINES DOWN	3	0%	0	0%	1	0%	1	0%	1	0%	0	0%	0	0%	0	0%
LOCK-OUT HOUSE	9	0%	3	0%	1	0%	1	0%	2	0%	1	0%	1	0%	0	0%
LOCK-OUT VEHICLE	256	2%	30	2%	29	2%	34	2%	27	2%	45	2%	35	2%	56	3%
LUNCH/OFFICER	1	0%	0	0%	0	0%	1	0%	0	0%	0	0%	0	0%	0	0%
MENACING	1	0%	1	0%	0	0%	0	0%	0	0%	0	0%	0	0%	0	0%
MISSING JUVENILE	63	1%	7	0%	8	0%	6	0%	10	1%	7	0%	14	1%	11	1%
MISSING PERSON	17	0%	3	0%	3	0%	5	0%	1	0%	3	0%	0	0%	2	0%
MUTUAL AID, GIVEN	8	0%	2	0%	1	0%	1	0%	1	0%	2	0%	1	0%	0	0%
MUTUAL AID, REQUESTED	2	0%	0	0%	1	0%	0	0%	0	0%	1	0%	0	0%	0	0%
MVA	188	2%	21	1%	26	2%	24	2%	26	1%	27	1%	32	2%	32	2%
MVA - DEER	3	0%	0	0%	0	0%	0	0%	1	0%	2	0%	0	0%	0	0%
MVA - HIT SKIP	28	0%	3	0%	1	0%	3	0%	6	0%	5	0%	7	0%	3	0%

	Total		Sun		Mon		Tue		Wed		Thu		Fri		Sat	
MVA - INJURY	8	0%	1	0%	0	0%	1	0%	1	0%	1	0%	1	0%	3	0%
MVA-PEDESTRIAN	1	0%	0	0%	0	0%	0	0%	0	0%	0	0%	1	0%	0	0%
MVA-PRIVATE PROPERTY	36	0%	2	0%	8	0%	2	0%	7	0%	3	0%	8	0%	6	0%
NEIGHBOR TROUBLE	42	0%	6	0%	5	0%	6	0%	6	0%	5	0%	7	0%	7	0%
NOISE COMPLAINT	285	2%	60	4%	30	2%	28	2%	20	1%	31	2%	42	2%	74	4%
NOTIFICATION	84	1%	8	0%	7	0%	9	1%	21	1%	11	1%	14	1%	14	1%
OFF DUTY DETAIL	118	1%	2	0%	26	2%	18	1%	16	1%	15	1%	21	1%	20	1%
ON THE AIR	5	0%	0	0%	0	0%	0	0%	3	0%	1	0%	1	0%	0	0%
OPEN BURNING	3	0%	1	0%	0	0%	0	0%	0	0%	0	0%	2	0%	0	0%
OPEN CONTAINER	1	0%	0	0%	0	0%	0	0%	0	0%	0	0%	1	0%	0	0%
OPEN DOOR	23	0%	4	0%	4	0%	3	0%	1	0%	3	0%	2	0%	6	0%
OVERDOSE	7	0%	0	0%	2	0%	1	0%	2	0%	1	0%	0	0%	1	0%
PARKING COMPLAINT	169	1%	31	2%	21	1%	16	1%	24	1%	31	2%	18	1%	28	2%
PARKING PERMISSION	480	4%	103	6%	55	3%	43	3%	60	3%	61	3%	65	4%	93	5%
PARKING VIOLATION	19	0%	4	0%	2	0%	3	0%	1	0%	5	0%	2	0%	2	0%
PHONE MESSAGE	157	1%	12	1%	16	1%	26	2%	26	1%	32	2%	24	1%	21	1%
PORTABLE	2	0%	0	0%	0	0%	1	0%	0	0%	0	0%	0	0%	1	0%
PREMISE CHECK	5	0%	0	0%	0	0%	2	0%	1	0%	0	0%	2	0%	0	0%
PRISONER PICK UP	11	0%	0	0%	2	0%	1	0%	2	0%	1	0%	0	0%	5	0%
PRISONER RELEASE	1	0%	0	0%	0	0%	1	0%	0	0%	0	0%	0	0%	0	0%
PRISONER TRANSPORT	6	0%	2	0%	1	0%	1	0%	0	0%	2	0%	0	0%	0	0%
PROPERTY - FOUND	38	0%	5	0%	5	0%	3	0%	8	0%	7	0%	4	0%	6	0%
PROPERTY - LOST	18	0%	0	0%	4	0%	3	0%	2	0%	5	0%	1	0%	3	0%
PROPERTY DAMAGE	16	0%	1	0%	2	0%	0	0%	4	0%	4	0%	4	0%	1	0%

	Total		Sun		Mon		Tue		Wed		Thu		Fri		Sat	
PROTECTION ORDER VIOLA	5	0%	0	0%	1	0%	1	0%	1	0%	0	0%	2	0%	0	0%
PURSUIT	6	0%	0	0%	0	0%	0	0%	1	0%	1	0%	1	0%	3	0%
RECEIVE STOLEN PROPER	4	0%	0	0%	1	0%	1	0%	0	0%	2	0%	0	0%	0	0%
RECORD CHECKS	63	1%	1	0%	16	1%	12	1%	16	1%	9	0%	1	0%	8	0%
RECOVERED PROPERTY	3	0%	0	0%	1	0%	0	0%	0	0%	2	0%	0	0%	0	0%
RECOVERED STOLEN VEH	1	0%	0	0%	1	0%	0	0%	0	0%	0	0%	0	0%	0	0%
REGISTRATION CHECK	44	0%	0	0%	4	0%	10	1%	12	1%	13	1%	4	0%	1	0%
REPOSSESSION	108	1%	14	1%	6	0%	14	1%	27	2%	17	1%	13	1%	17	1%
ROAD CLOSED	3	0%	0	0%	0	0%	0	0%	1	0%	1	0%	1	0%	0	0%
ROAD HAZARD	20	0%	3	0%	4	0%	1	0%	5	0%	1	0%	5	0%	1	0%
ROBBERY	21	0%	4	0%	2	0%	2	0%	4	0%	4	0%	3	0%	2	0%
ROLL CALL	1	0%	0	0%	0	0%	0	0%	1	0%	0	0%	0	0%	0	0%
SEARCH WARRANT	4	0%	0	0%	1	0%	1	0%	0	0%	1	0%	1	0%	0	0%
SEX OFFENSE	6	0%	1	0%	0	0%	1	0%	1	0%	1	0%	2	0%	0	0%
SHIFT CALL IN	99	1%	13	1%	16	1%	16	1%	13	1%	14	1%	15	1%	12	1%
SHOPLIFTING	25	0%	2	0%	4	0%	4	0%	4	0%	4	0%	4	0%	3	0%
SHOTS FIRED	25	0%	4	0%	2	0%	1	0%	1	0%	5	0%	6	0%	6	0%
SOLICITING	7	0%	1	0%	0	0%	2	0%	1	0%	1	0%	2	0%	0	0%
SPECIAL ATTENTION	118	1%	20	1%	17	1%	15	1%	15	1%	21	1%	14	1%	16	1%
SPECIAL ATTENTION CHEC	19	0%	0	0%	4	0%	6	0%	4	0%	1	0%	4	0%	0	0%
SQUAD CALL-1-GENERAL-B	616	5%	78	5%	89	6%	67	4%	101	6%	91	5%	94	5%	96	5%
SQUAD CALL-2-GENERAL-A	504	4%	81	5%	72	4%	53	3%	67	4%	66	4%	91	5%	74	4%
SQUAD CALL-3-LIFT ASSIST	42	0%	4	0%	5	0%	7	0%	4	0%	10	1%	5	0%	7	0%
SQUAD CALL-4-MUTUAL AI	1	0%	1	0%	0	0%	0	0%	0	0%	0	0%	0	0%	0	0%

	Total		Sun		Mon		Tue		Wed		Thu		Fri		Sat	
SQUAD CALL-5-MVA	11	0%	2	0%	3	0%	0	0%	1	0%	0	0%	3	0%	2	0%
SQUAD CALL-6-FULL ARRE	5	0%	1	0%	0	0%	1	0%	0	0%	0	0%	2	0%	1	0%
STATION HOUSE REPORT	14	0%	0	0%	3	0%	1	0%	2	0%	2	0%	2	0%	4	0%
STOLEN VEHICLE	51	0%	8	0%	6	0%	6	0%	12	1%	7	0%	7	0%	5	0%
SUICIDE/SUICIDAL	29	0%	3	0%	5	0%	5	0%	3	0%	3	0%	7	0%	3	0%
SUSPICION	461	4%	78	5%	53	3%	65	4%	75	4%	60	3%	67	4%	63	3%
THEFT-FREE TEXT	229	2%	27	2%	29	2%	33	2%	34	2%	43	2%	32	2%	31	2%
THREATS	78	1%	10	1%	12	1%	9	1%	16	1%	10	1%	9	0%	12	1%
TOW - RELEASE	17	0%	0	0%	5	0%	1	0%	2	0%	1	0%	5	0%	3	0%
TOW-AUTO TOW	29	0%	2	0%	2	0%	4	0%	6	0%	7	0%	5	0%	3	0%
TRAFFIC ALTERCATION	1	0%	0	0%	0	0%	0	0%	0	0%	0	0%	0	0%	1	0%
TRAFFIC COMPLAINT	83	1%	15	1%	14	1%	9	1%	6	0%	12	1%	16	1%	11	1%
TRAFFIC CONTROL DEVICE	6	0%	0	0%	0	0%	2	0%	1	0%	2	0%	1	0%	0	0%
TRAFFIC DETAIL	5	0%	0	0%	1	0%	1	0%	0	0%	3	0%	0	0%	0	0%
TRAFFIC STOP	720	6%	117	7%	70	4%	79	5%	90	5%	90	5%	114	6%	160	9%
TRAINING	10	0%	1	0%	2	0%	2	0%	3	0%	1	0%	1	0%	0	0%
TRASH COMPLAINT	3	0%	1	0%	1	0%	0	0%	0	0%	0	0%	0	0%	1	0%
TREE DOWN	2	0%	0	0%	0	0%	0	0%	0	0%	1	0%	1	0%	0	0%
TRESPASSING	73	1%	13	1%	9	1%	6	0%	10	1%	11	1%	10	1%	14	1%
UNAUTHORIZED USE	15	0%	0	0%	4	0%	1	0%	4	0%	2	0%	3	0%	1	0%
UNRULY JUVENILE	54	0%	3	0%	13	1%	9	1%	6	0%	3	0%	7	0%	13	1%
UNWANTED GUEST	114	1%	22	1%	14	1%	21	1%	15	1%	19	1%	8	0%	15	1%
UTILITIES-PUBLIC	23	0%	3	0%	2	0%	3	0%	4	0%	4	0%	2	0%	5	0%
VANDALISM	26	0%	9	1%	2	0%	2	0%	3	0%	3	0%	4	0%	3	0%

	Total		Sun		Mon		Tue		Wed		Thu		Fri		Sat	
VEHICLE MAINTENANCE/W	7	0%	0	0%	0	0%	1	0%	0	0%	1	0%	1	0%	4	0%
WARRANT SERVICE-ARRES	54	0%	12	1%	8	0%	7	0%	3	0%	7	0%	11	1%	6	0%
WELFARE CHECK	214	2%	34	2%	32	2%	25	2%	26	1%	35	2%	32	2%	30	2%

EUCLID POLICE DEPARTMENT

PERSONNEL

May 2015

POLICE OFFICERS

NUMBER OF PERSONNEL

Chief	1
Captain - Executive	0
Captains	4
Lieutenants	5
Sergeants	9
Uniform Police Officers	56
Police Officers Assigned to Plain Clothes	15
TOTAL REGULAR OFFICERS	90
Warrant Officers (part-time)	2

CIVILIAN PERSONNEL

Secretaries:	Chief of Police (part-time)	1
	Executive Officer	0
	Narcotics and Vice (part-time)	1
	Detective Bureau (full-time)	1
	Detective Bureau (part-time)	1
	Administrative Secretary (part-time)	0
Record Room / Communications :	Supervisor	0
	Record Room Clerks (full-time)	3
	Record Room Clerks (part-time)	2
Administrative Assistant		1
Administrative Assistant (part-time)		1
Computer Coordinator		0
Community Policing Specialist (part-time)		1
Community Policing Outreach Specialist (part-time)		1
Community Policing Education Specialist (part-time)		1
Evidence/Property Technician (part-time)		2
Animal Control:	Animal Control Officers	1
	Animal Control Officer (part-time)	0
	Kennelman (part-time)	0
	Secretary (full-time)	0
School Guards (part-time)		9
Custodian (part-time)		1

TOTAL CIVILIAN PERSONNEL

27

Euclid Juvenile Diversion Program

The Euclid Juvenile Diversion program is available for first time Euclid youth offenders that have committed a misdemeanor level offense in the city. If offered this option, the youth must admit to the offense and appear before our Euclid Juvenile Magistrate. If the orders of the court are satisfied, the charges are expunged from the youth's record. In some cases, we're hearing second offenses if they are still at the misdemeanor level and they are a different offense than the original.

Ongoing statistics can be requested from Kate McLaughlin, Euclid Community Policing Unit, 289-8449 or kmclaughlin@cityofeuclid.com.

May, 2015		<i>This chart is a snapshot of activity relating to cases received.</i>
6	Number of first-time offenders referred to the Euclid Juvenile Diversion Program	
2	Number of youth admitted into the program	
0	Number of youth sent to Cuyahoga County Juvenile Court	
4	Number of pending cases as of this reporting date	
1	Number of no shows at court	
2	Number of youth scheduled for court next month	

