


NAME _____

LEARN Gun Safety WITH Eddie Eagle®



THE ATTIC SECRET

Pre-Kindergarten - 1st Grades

LEVEL 1 WORKBOOK



Eddie Eagle was practicing loop-flying one day...




Julie exclaimed, "I **LIKE** this old hat!"
As Corby discovered an old mitt and bat.
"Wow," said Corby, "I'm sure having fun!"





And that's when Maria spotted a gun.
Eddie's sharp eyes nearly popped from his head.
He knew he must act. Quickly he said,




"I've no time to waste!" Then off Eddie flew...
"I must tell these children what they should do!"
One giant loop, and with a whooooooshing
Nose dive, in through the window, Eddie arrived!





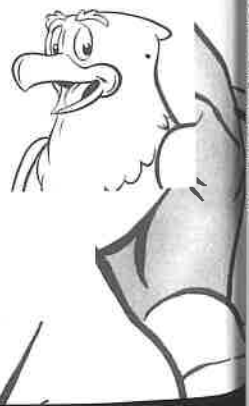
Eddie said, "Howdy," and flashed his big grin.
"I hope you don't mind my just dropping in."
"As I was doing my loops and cruising around,
I couldn't help seeing the gun that you found."






"I don't want to spoil your fun time today,
But, I don't want to see you get hurt as you play."

"A gun like this could mean danger for you.
So when you find a gun, here's what you must do..."





“STOP. Don’t touch it. Then don’t stay around.
Leave the area. Tell an adult what you’ve found.”






The children all nodded – they knew he was right –
And waving to Eddie, they raced out of sight...



Quick, down the stairs (but not in a panic)
To tell Granny the secret they'd found in her attic!

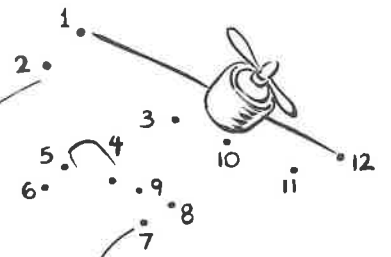


Eddie has a message for you today, too.
When you see a gun, here's what **YOU** should do...



STOP!
Don't Touch.
Leave the Area.
Tell an Adult.


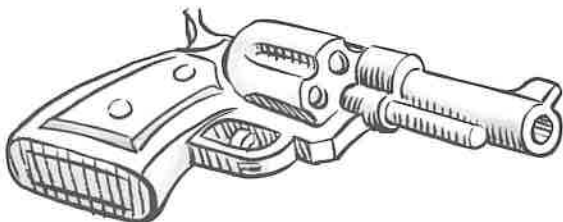
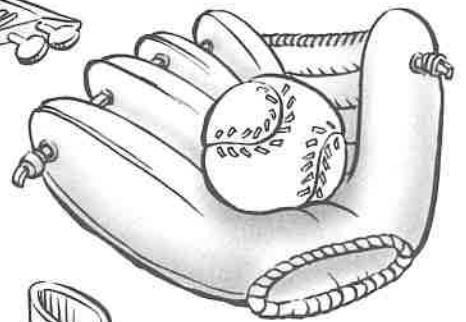
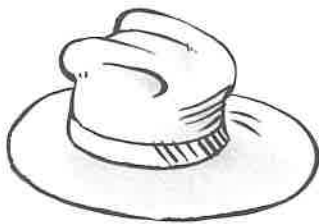
CONNECT THE DOTS TO SEE WHAT EDDIE AND HIS FRIENDS ARE PLAYING WITH.



COLOR US FOR MORE FUN!



CIRCLE THE ONE THAT SHOULD NOT BE TOUCHED.



An Important Message to Parents

This material was given to your child today to teach a simple but important message:

If your child sees a gun, he should


STOP!
DON'T TOUCH.
LEAVE THE AREA.
TELL AN ADULT.

We encourage you to reinforce these ideas by repeating this message and discussing it with your child.

The materials were presented to your child to teach safety.

You, as a parent, are responsible for teaching values and good judgement to your child.

If your home is like half of those in our nation, your home has a gun. We encourage you as a responsible parent and citizen today to...



- Make sure all guns you may have cannot be reached by anyone who should not use them, especially children.
- Keep your ammunition securely stored where a child or any other unauthorized person cannot reach it.
- Talk to your child about guns. Discuss their uses and history. Answer your child's questions honestly and openly. If you can't answer a question, contact a knowledgeable person for the answer. By removing the mystery surrounding guns, your child will be far less curious about guns, and more likely to follow safety rules.

- Make sure your child understands the difference between a toy gun and a real gun, and the difference between "pretend" and real life. Cap guns, "Laser" guns, and plastic squirt guns are toys. BB guns and firearms—such as pistols, rifles, and shotguns—are not toys. Explain to your young children that guns on television are not real, and are shown being used incorrectly.



NR40940EE12475

© 2010 National Rifle Association of America
ISBN 0-935998-85-3